

# Extension Agricultural Weather Report

January 06, 2020 - January 13, 2020

## STATEWIDE CROP SUMMARY

(Data provided by the National Agricultural Statistics Service Crop Progress and Condition Report)

### General

There were 6.7 days suitable for field work. Precipitation estimates ranged from no rain in multiple locations to 1.38 inches in Monticello (Jefferson County). The average temperature ranged from 54.4°F in Tallahassee (Leon County) to 73.9°F in Key West (Monroe County).

### Livestock and Pastures

Several newborn calves were reported in Polk County. Some decline in cattle condition was reported in Suwanee County due to poor winter pastures. Cattle condition remained mostly good throughout the state.

### Fruits and Vegetables

A wide range of fruits and vegetables were planted while others were harvested and brought to market. Crops planted included watermelon, among other spring crops. Producers in Putnam and Flagler counties reported prevalent Broccoli black rot issues. Growers in Manatee County reported Strawberry crown rot. Strawberry harvest continued in Hillsborough County.

### Field Crops

Producers continued planting cover crops in Dixie County. Some oats began to head out in Levy County. Sugarcane harvesting continued.

### Citrus

Maximum temperatures ranged from the low to upper 80s across the citrus growing region, with Palmdale (Glades County) reaching 87°F.

The greatest amount of rainfall occurred in Vero Beach (Indian River County), which measured 0.31 inches.

According to the January 9, 2020 U.S. Drought Monitor, abnormally dry conditions persisted in parts of Collier and Hendry counties, while the rest of the citrus growing area remained relatively drought free.

Grove activities included mowing, spraying, fertilizing, and general maintenance.

Processing plants were open and running field run fruit, and at least one plant continued processing orange and mandarin packinghouse eliminations.

Several plants began processing Hamlins and Pineapple oranges, and at least one plant began packing Honey tangerines.

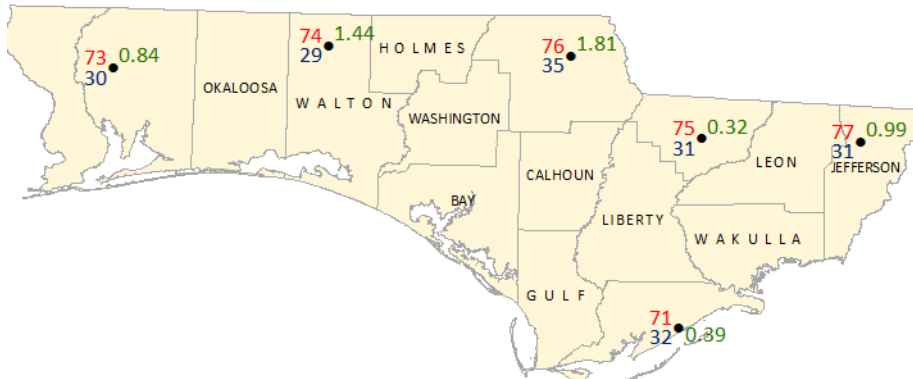
### Soil Moisture Summary

(Data provided by the National Agricultural Statistics Service Crop Progress and Condition Report)

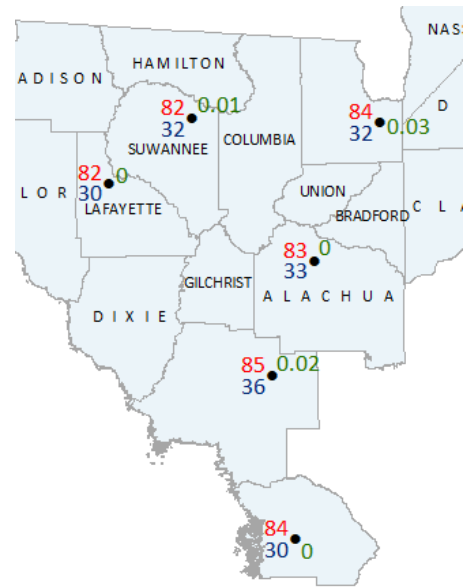
TOPSOIL	THIS WEEK (%)	PREVIOUS WEEK (%)
Very Short	1	1
Short	10	3
Adequate	86	89
Surplus	3	7

# Weekly Temperature & Rainfall Data from FAWN Stations by District

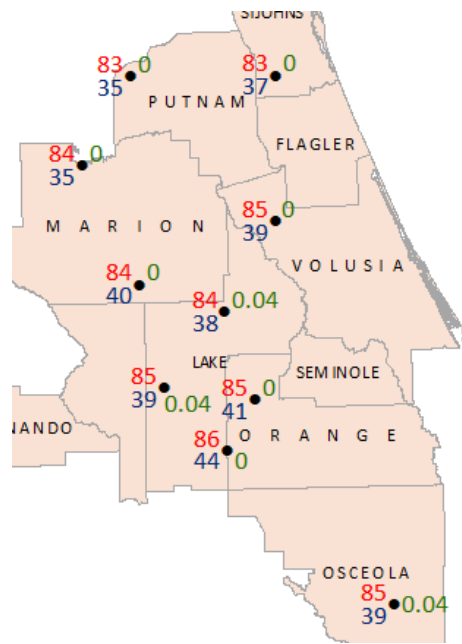
Northwest District



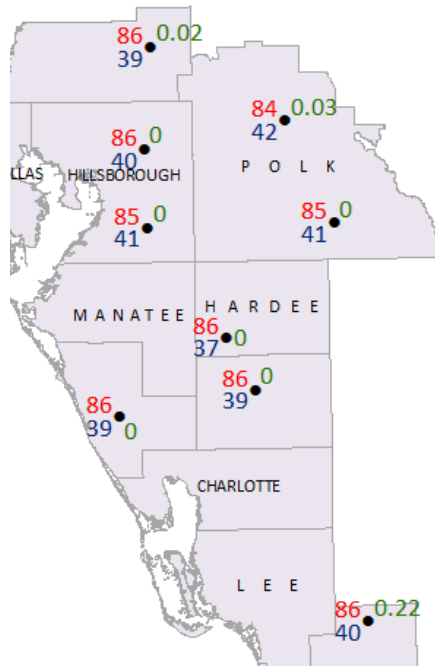
Northeast District



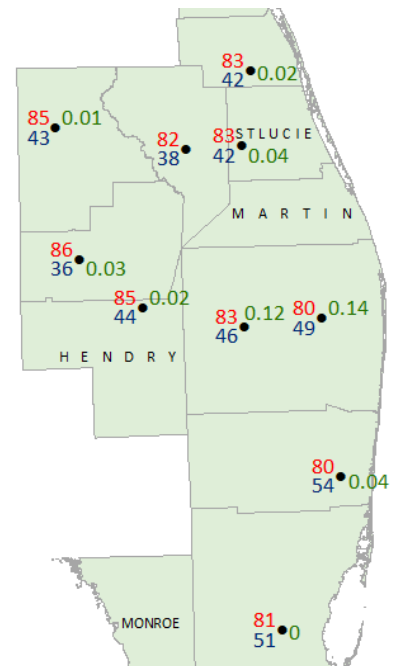
Central District



Southwest District



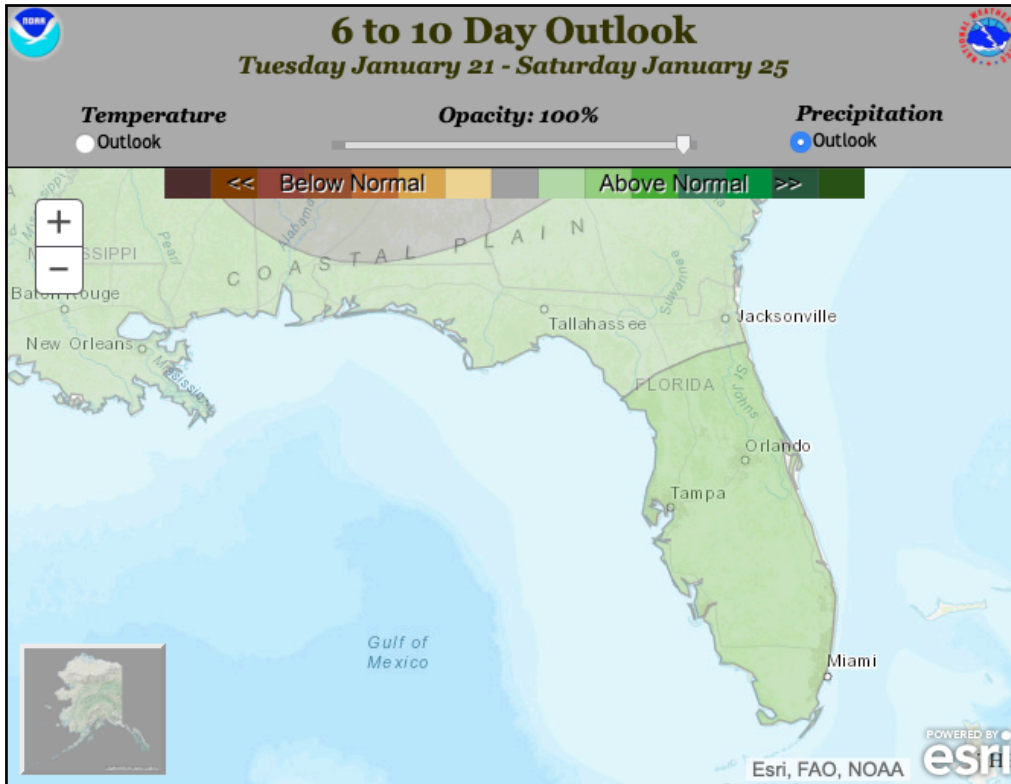
Southeast District



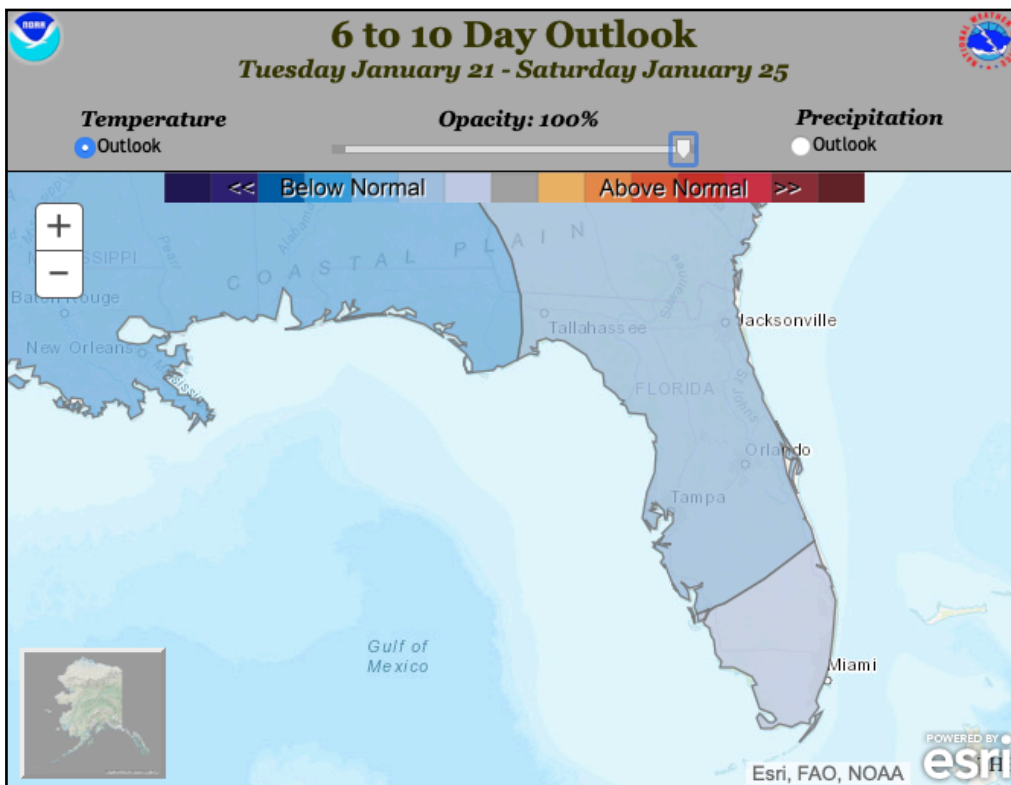
● 7-day rainfall (inches) ● 7-day Maximum Temperature (°F) ● 7-day Minimum Temperature (°F)



## NWS 6-10 DAY OUTLOOKS



NWS 6-10 day Rainfall Outlook



NWS 6-10 day Temperature Outlook

