

Extension Agricultural Weather Report

March 01, 2020 - March 08, 2020.

STATEWIDE CROP SUMMARY

(Data provided by the National Agricultural Statistics Service Crop Progress and Condition Report)

General

There were 6.5 days suitable for field work. Precipitation estimates ranged from no rain in a few locations to 2.4 inches in DeFuniak Springs (Walton County). The average temperature ranged from 56.6°F at Whiting Field (Santa Rosa County) to 75.2°F at Curry Hammock State Park (Monroe County).

Livestock and Pastures

Cattle condition remained mostly fair to good throughout the state. Pasture condition improved statewide due to warmer temperatures and rainfall.

Fruits and Vegetables

A variety of fruits and vegetables were planted and marketed. Wet conditions limited planting and harvesting activities in the panhandle and northern part of the state. Cover crop planting continued statewide as weather permitted. Insect pressure was noted on vegetables in the southern peninsula.

Field Crops

Sugarcane harvest continued in the southern peninsula.

Citrus

Maximum temperatures were in the 80s in most areas, but Palmdale (Glades County) reached 90°F. Rainfall amounts were minimal, with only a few stations reporting more than a half inch.

Mount Plymouth (Lake County) received the most at 0.9 inches.

According to the March 4, 2021 U.S. Drought Monitor, most counties were under some degree of abnormally dry conditions. Only Hillsborough, Indian River, Saint Lucie, Citrus, Marion, Martin, Lee, and Okeechobee counties were drought-free.

With non-Valencia harvest basically over, plants were processing Valencia oranges.

Mandarin harvest was running behind compared to last season, with Honey (Murcott) tangerines, Tangos, Royals, tangelos, and a few other minor tangerine varieties harvested.

Grapefruit harvest was about two hundred fifty thousand boxes weekly, with almost all white and the majority of red going to processing plants.

Grove activities included, fertilizing, hedging, mowing, herbicide application, minimal spraying, and taking care of young trees.

Irrigation was run in most areas.

Bloom was observed in various stages, from trees just beginning to bloom, to those with open flowers.

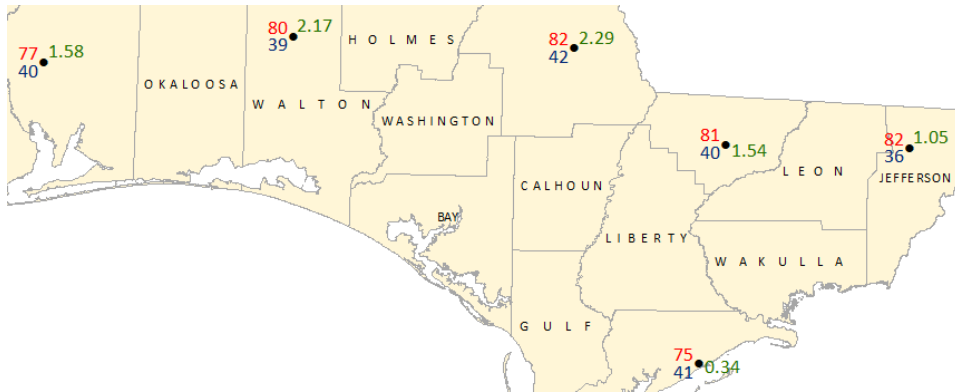
Soil Moisture Summary

(Data provided by the National Agricultural Statistics Service Crop Progress and Condition Report)

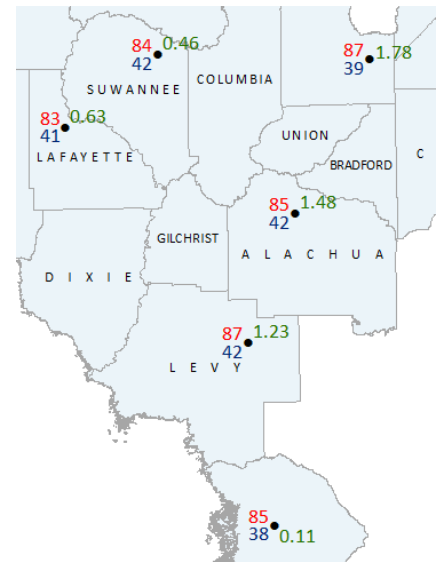
TOPSOIL	THIS WEEK (%)	PREVIOUS WEEK (%)
Very Short	2	1
Short	17	20
Adequate	75	72
Surplus	6	7

Weekly Temperature & Rainfall Data from FAWN Stations by District

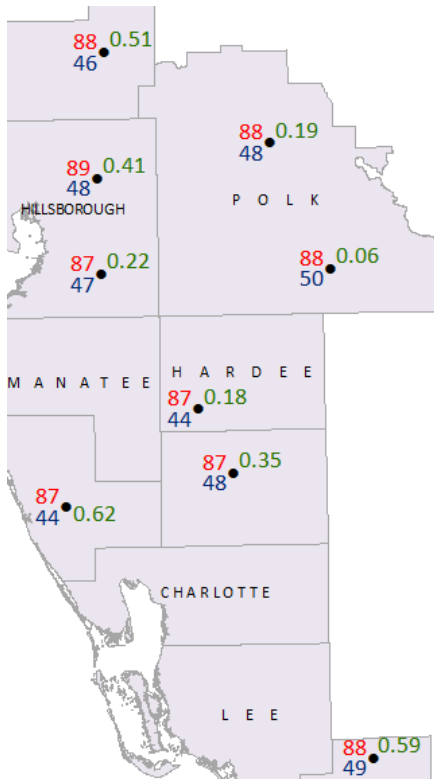
Northwest District



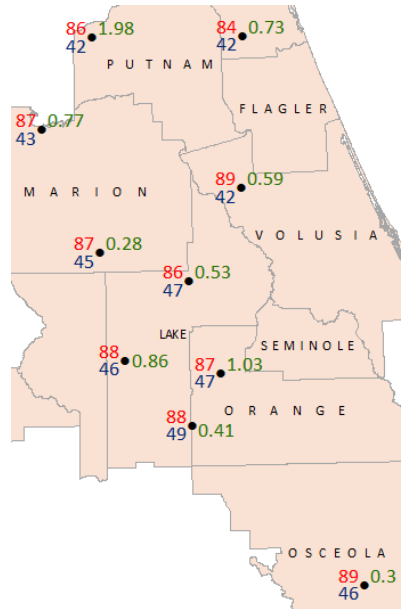
Northeast District



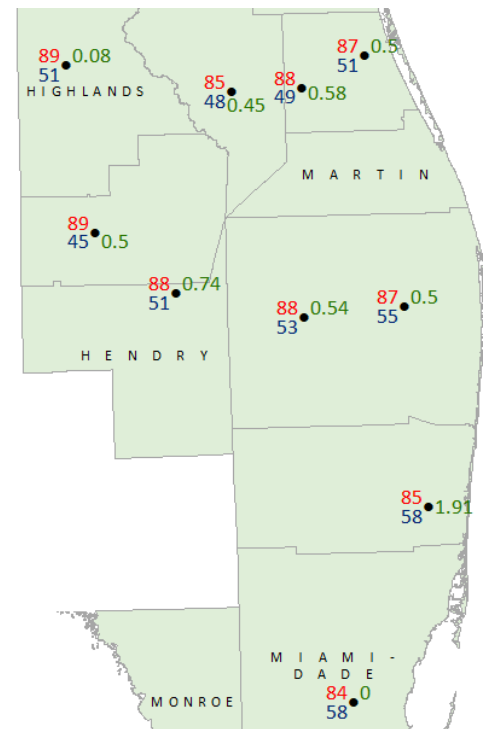
Southwest District



Central District



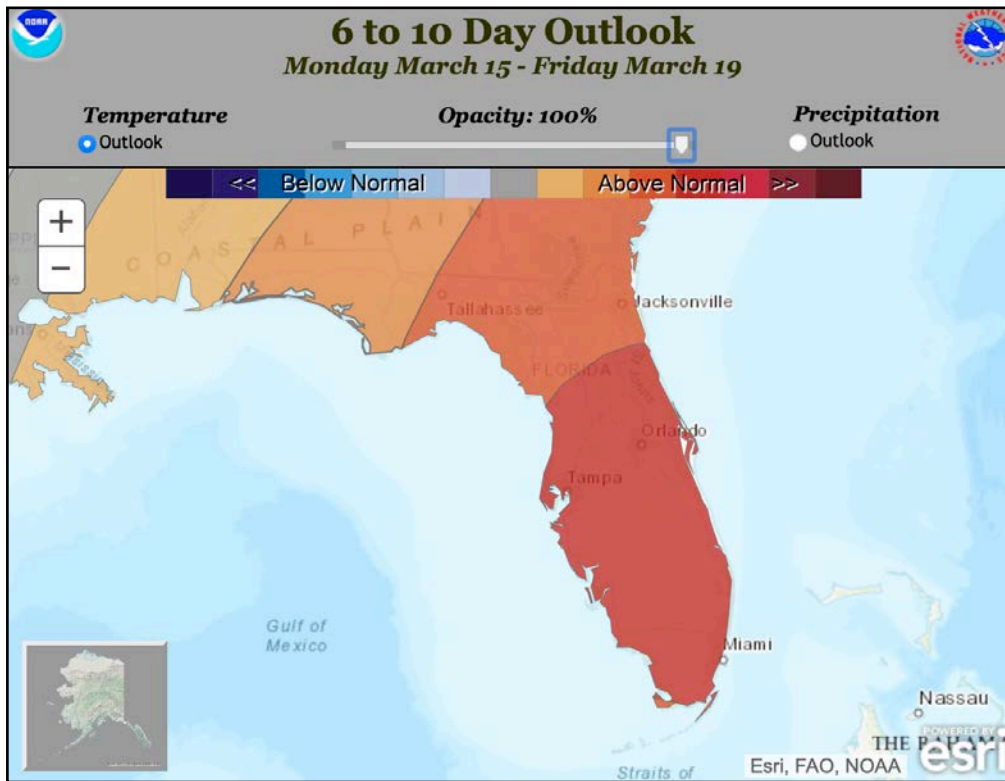
Southeast District



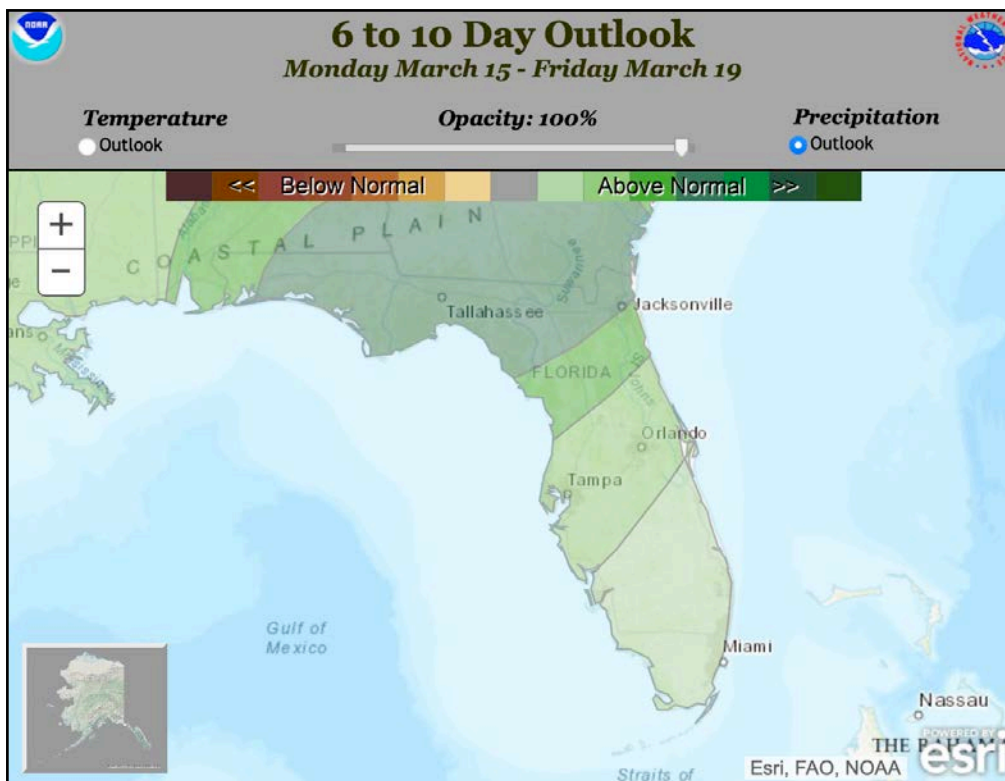
● 7-day rainfall (inches) ● 7-day Maximum Temperature (°F) ● 7-day Minimum Temperature (°F)



NWS 6-10 DAY OUTLOOKS



NWS 6-10 day Temperature Outlook



NWS 6-10 day Rainfall Outlook

