

# Extension Agricultural Weather Report

March 07, 2022 - March 14, 2022.

## STATEWIDE CROP SUMMARY

(Data provided by the National Agricultural Statistics Service Crop Progress and Condition Report)

### General

There were 6.2 days suitable for field work. Precipitation estimates ranged from little rain in some locations to 8.7 inches in Perry (Taylor County). The average temperature ranged from 55.5°F at Naval Air Station Whiting Field (Okaloosa County) to 82.0°F in Key West (Monroe County).

### Livestock and Pastures

Rainfall and mild temperatures caused pastures to continue greening up. Cattle condition remained mostly fair to good.

### Crops

A variety of fruits and vegetables were harvested last week. Heavy rainfall caused water damage to some crops. Blueberries and some other crops in the northern part of the state were affected by below freezing temperatures.

### Citrus

Maximum temperatures were in the high 70s to low 80s across the citrus growing region. The citrus growing region received widespread precipitation, with Clermont (Lake County) receiving the most at 3.66 inches. According to the March 10, 2022 U.S. Drought Monitor, abnormally dry conditions encompassed most of the citrus growing region, and moderate drought conditions continued to expand across multiple areas. Valencia oranges, later variety tangerines, and red and white grapefruit were all harvested for the fresh market.

Processing plants continued taking field run Valencia oranges and grapefruit, and grapefruit packinghouse eliminations.

Field reports indicated continued bloom in orange groves, and color break on Valencias. Grove activities included fertilizing; herbicide, pesticide, and nutritional application; mowing; hedging; topping; removal of dead trees; young tree planting; and general grove maintenance. Irrigation was run frequently in all areas, and canal and irrigation ditch water levels were reported to be low in some locations.

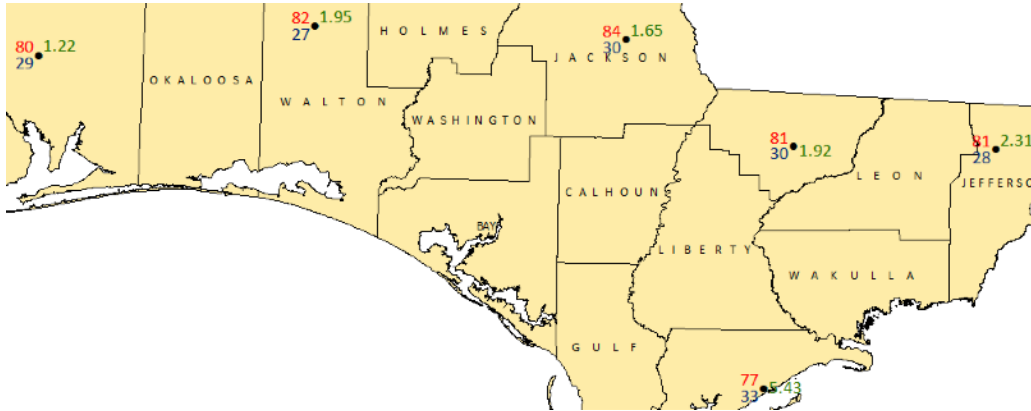
### Soil Moisture Summary

(Data provided by the National Agricultural Statistics Service Crop Progress and Condition Report)

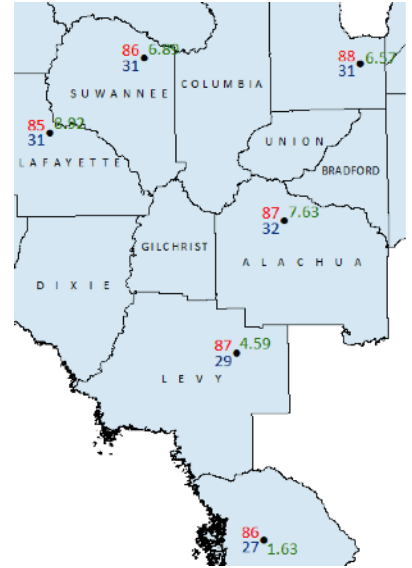
TOPSOIL	THIS WEEK (%)	PREVIOUS WEEK (%)
Very Short	9	5
Short	46	14
Adequate	45	76
Surplus	0	5

# Weekly Temperature & Rainfall Data from FAWN Stations by District

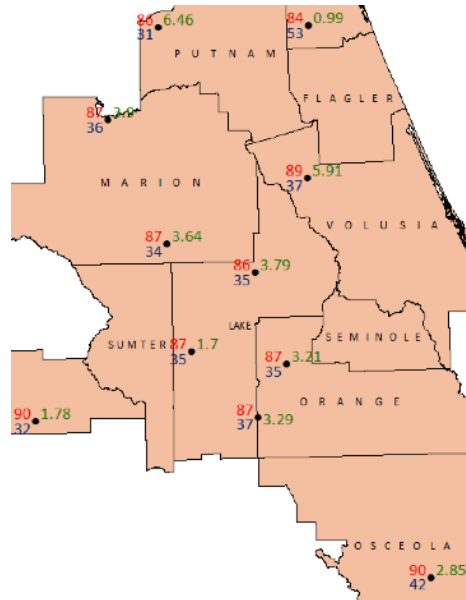
Northwest District



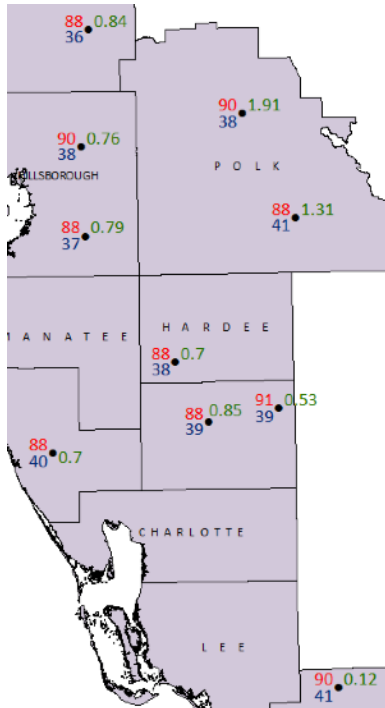
Northeast District



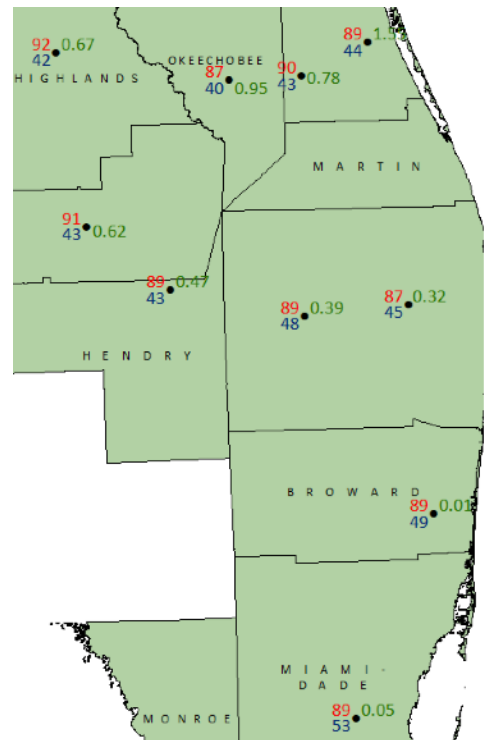
Central District



Southwest District



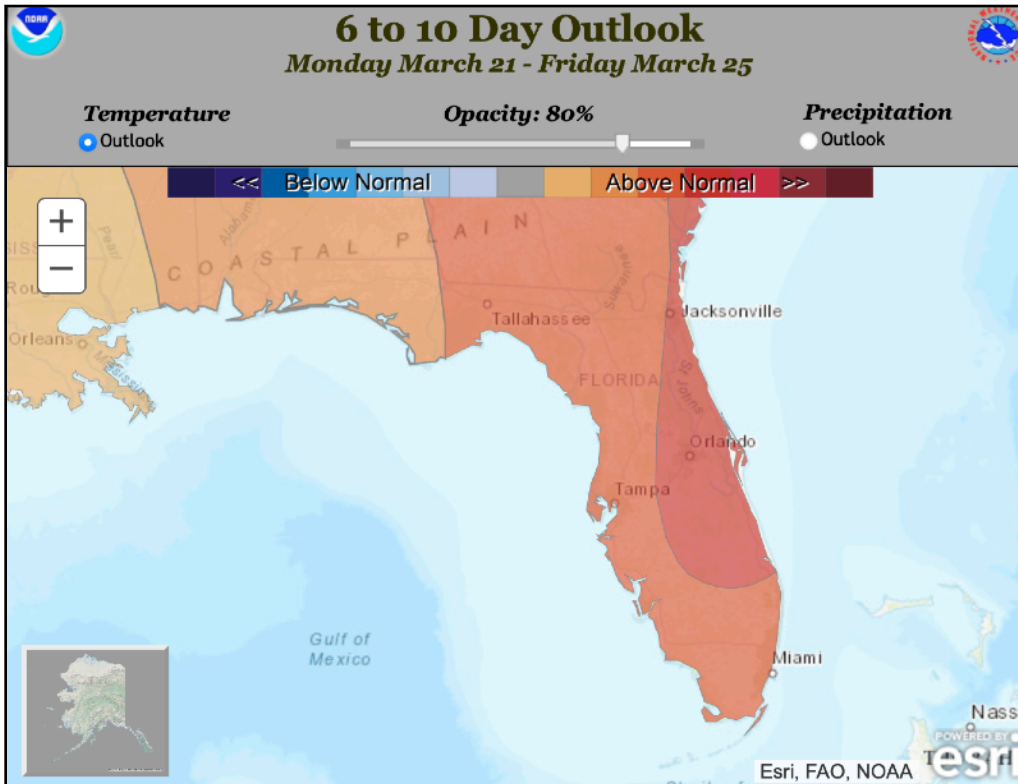
Southeast District



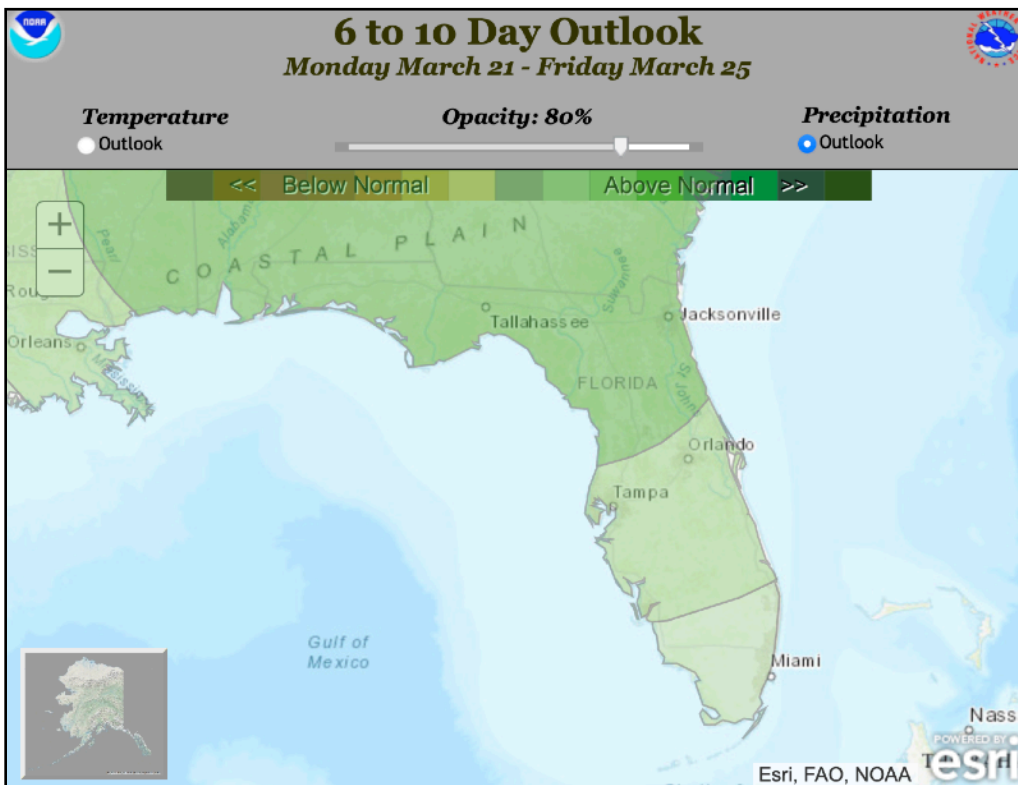
● 7-day rainfall (inches)    ● 7-day Maximum Temperature (°F)    ● 7-day Minimum Temperature (°F)



## NWS 6-10 DAY OUTLOOKS



NWS 6-10 day Temperature Outlook



NWS 6-10 day Rainfall Outlook

