

# Extension Agricultural Weather Report

April 12, 2021 - April 19, 2021.

## STATEWIDE CROP SUMMARY

(Data provided by the National Agricultural Statistics Service Crop Progress and Condition Report)

### General

There were 6.3 days suitable for field work. Precipitation estimates ranged from no rain in a few locations to 5.3 inches at Pensacola International Airport (Escambia County). The average temperature ranged from 64.2°F in Niceville (Okaloosa County) to 79.7°F at Key West International Airport (Monroe County).

### Livestock and Pastures

Cattle and pasture condition remained mostly fair to good throughout the state. Some pastures were being prepared for planting.

### Fruits and Vegetables

A variety of fruits and vegetables were planted and marketed. More rainfall in the panhandle delayed planting and harvesting activities. Minor watermelon damage was reported from the most recent frost. Some disease infections were reported on vegetable crops in the southern part of the state.

### Field Crops

Corn and peanut planting continued as weather permitted. Sugarcane harvest continued.

### Citrus

Maximum temperatures were in the upper 80s to low 90s. The citrus growing region received beneficial rainfall over the weekend, with some heavy rainfall reported in the northern and western areas. Mount Plymouth

(Lake County) received the most rainfall at 2.6 inches. According to the April 15, 2021 U.S. Drought Monitor, the majority of the region was under abnormally dry conditions, with parts of Collier and Hendry counties under moderate drought conditions. Valencia harvest continued in full swing, with processing expected to continue through the middle of May. Grapefruit and Mandarin harvest was nearly completed for the season. Grove activities included mowing, fertilizing, hedging, herbicide application, nutritional application, taking care of young trees, general grove maintenance, and pushing/replanting of old trees. Irrigation was run frequently in all areas. Abundant pea sized fruit was reported for next season, with normal fruit drop occurring.

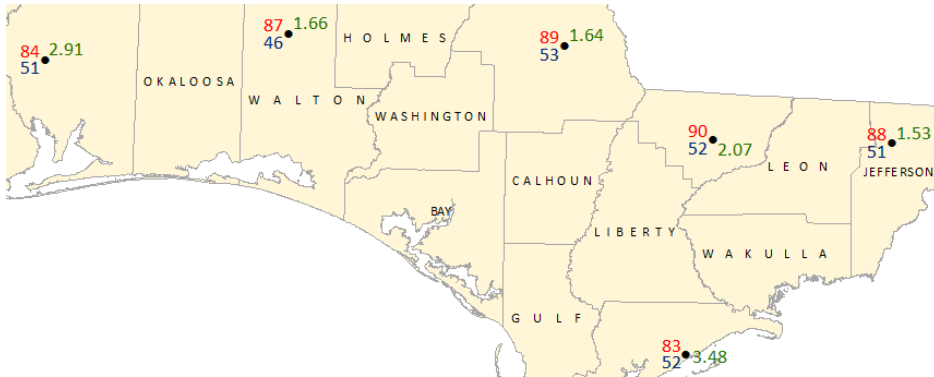
### Soil Moisture Summary

(Data provided by the National Agricultural Statistics Service Crop Progress and Condition Report)

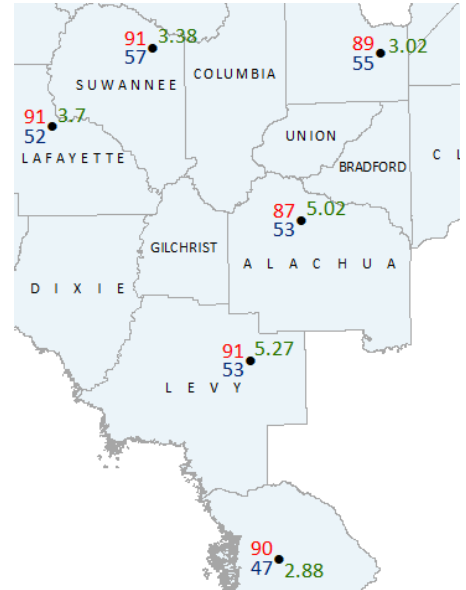
TOPSOIL	THIS WEEK (%)	PREVIOUS WEEK (%)
Very Short	3	1
Short	25	22
Adequate	67	69
Surplus	5	8

# Weekly Temperature & Rainfall Data from FAWN Stations by District

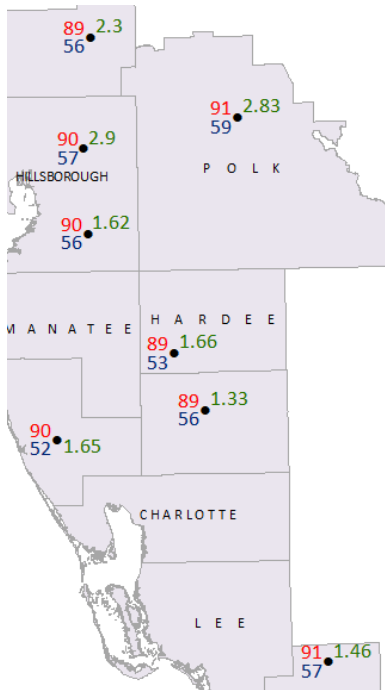
Northwest District



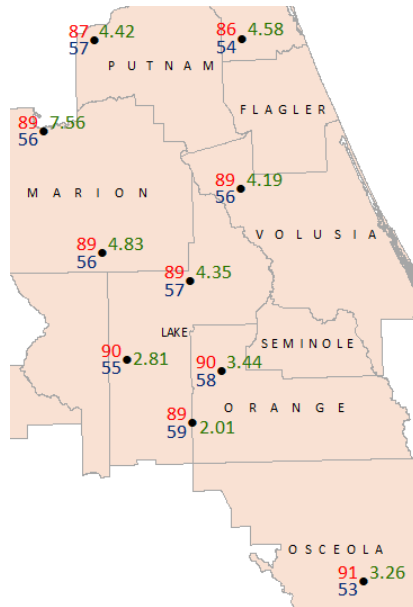
Northeast District



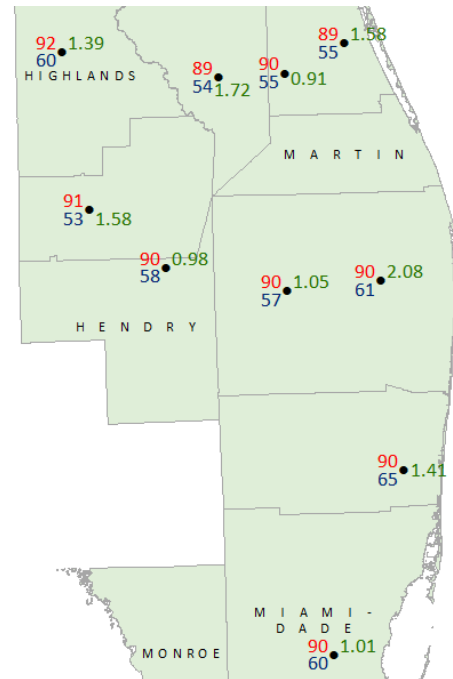
Southwest District



Central District



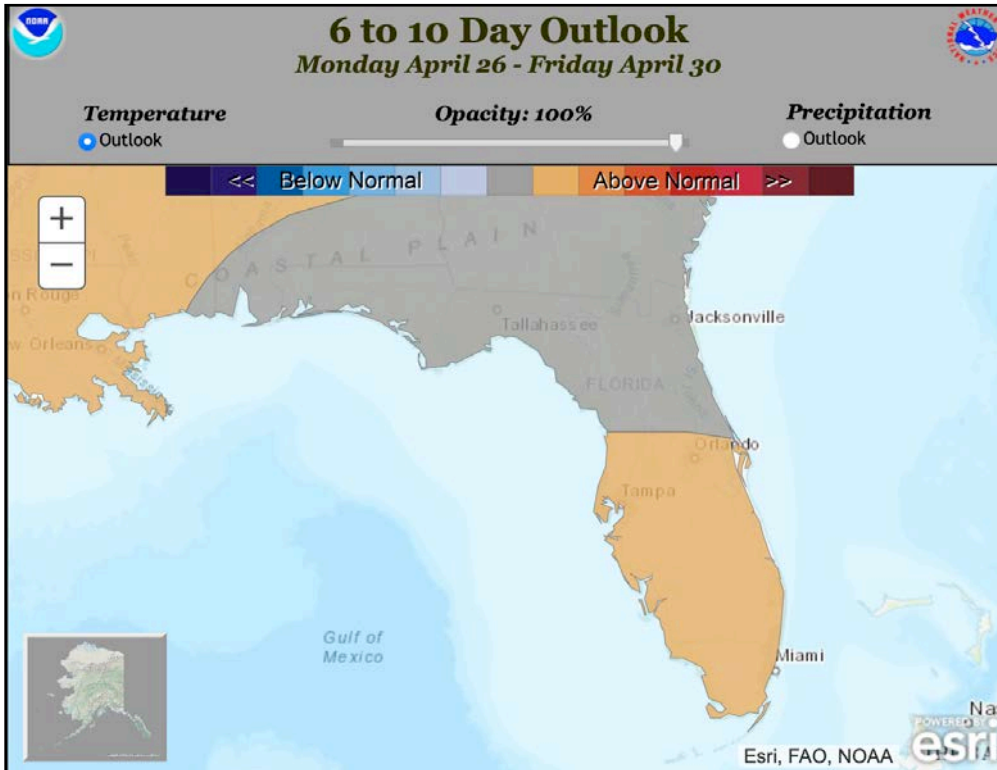
Southeast District



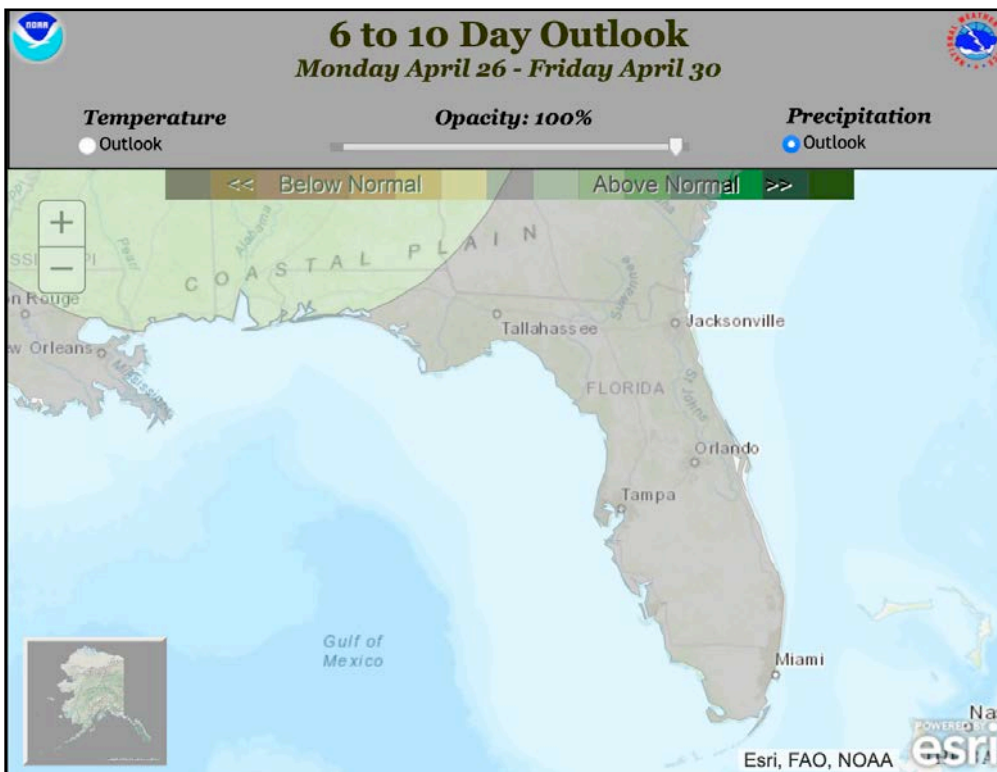
● 7-day rainfall (inches)    ● 7-day Maximum Temperature (°F)    ● 7-day Minimum Temperature (°F)



## NWS 6-10 DAY OUTLOOKS



NWS 6-10 day Temperature Outlook



NWS 6-10 day Rainfall Outlook

