

Extension Agricultural Weather Report

May 02, 2022 - May 09, 2022.

STATEWIDE CROP SUMMARY

(Data provided by the National Agricultural Statistics Service Crop Progress and Condition Report)

General

There were 6.7 days suitable for field work.

Precipitation estimates ranged from no rain in some locations to 4.0 inches in Punta Gorda (Charlotte County).

The average temperature ranged from 73.3°F Niceville (Okaloosa County) to 86.1°F in Key West (Monroe County).

Livestock and Pastures

Cattle and range condition remained mostly fair and good.

Crops

A variety of fruits and vegetables were harvested last week.

Persistent dry conditions limited planting activities, but cotton and peanut planting continued.

Sugarcane harvest continued in the southern part of the state, and was close to completion.

Citrus

Maximum temperatures were in the high 80s to low 90s across the citrus growing region.

The citrus growing region received light precipitation, with Muse (Glades County) receiving the most at 1.15 inches, and Mount Plymouth (Lake County), 0.6 inches.

According to the May 05, 2022 U.S. Drought Monitor, drought continued to impact the southern part of the state, with severe drought conditions once again noted in the southern portion of the region and moderate drought conditions still encompassing half the central

and nearly all the southern and western areas.

Valencia oranges, and red and white grapefruit were all harvested for the fresh market.

Grapefruit harvest was complete and processing plants were expected to finish oranges within several days.

Grove activities included fertilizing; herbicide, pesticide, and nutritional application; mowing; hedging; removal of dead trees; young tree replanting; and general grove maintenance.

Irrigation was run frequently in all areas, and canal and irrigation ditch water levels were reported to be low in some locations.

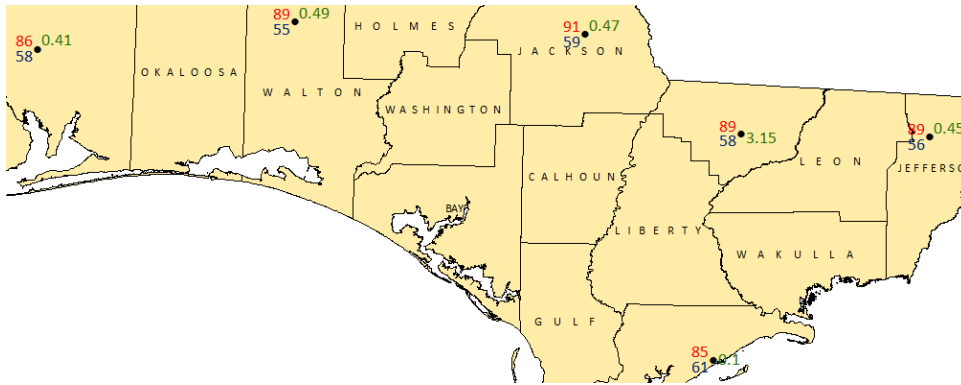
Soil Moisture Summary

(Data provided by the National Agricultural Statistics Service Crop Progress and Condition Report)

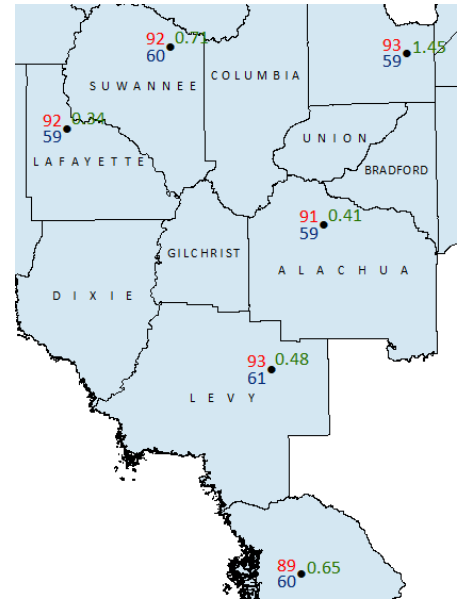
TOPSOIL	THIS WEEK (%)	PREVIOUS WEEK (%)
Very Short	5	6
Short	32	31
Adequate	60	61
Surplus	3	2

Weekly Temperature & Rainfall Data from FAWN Stations by District

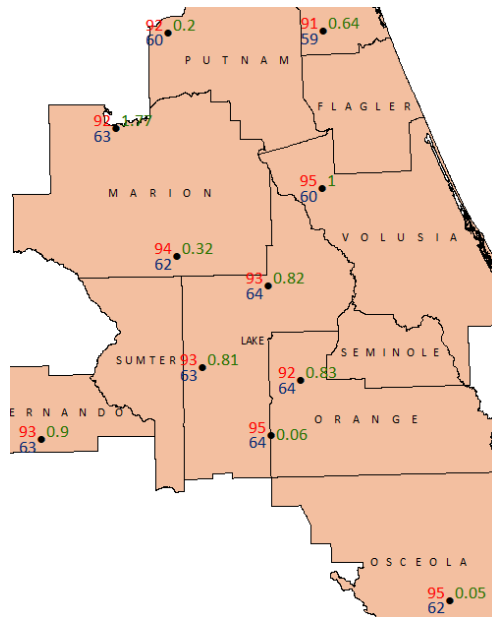
Northwest District



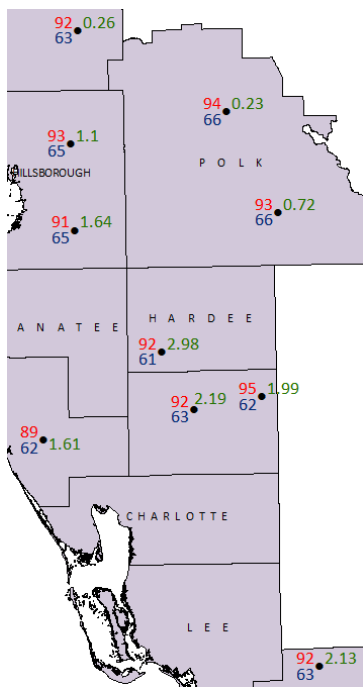
Northeast District



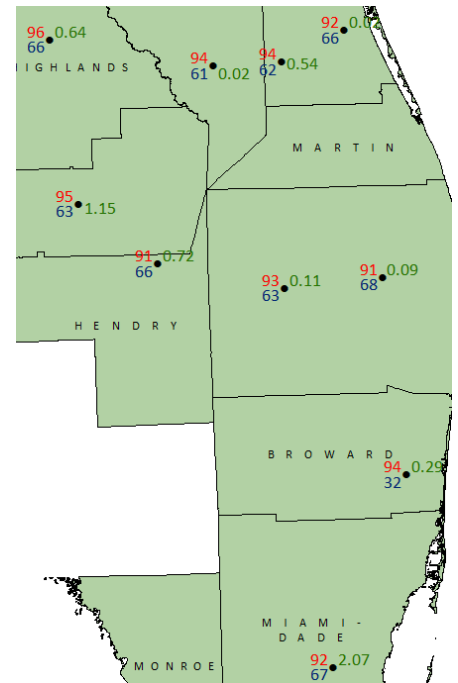
Central District



Southwest District



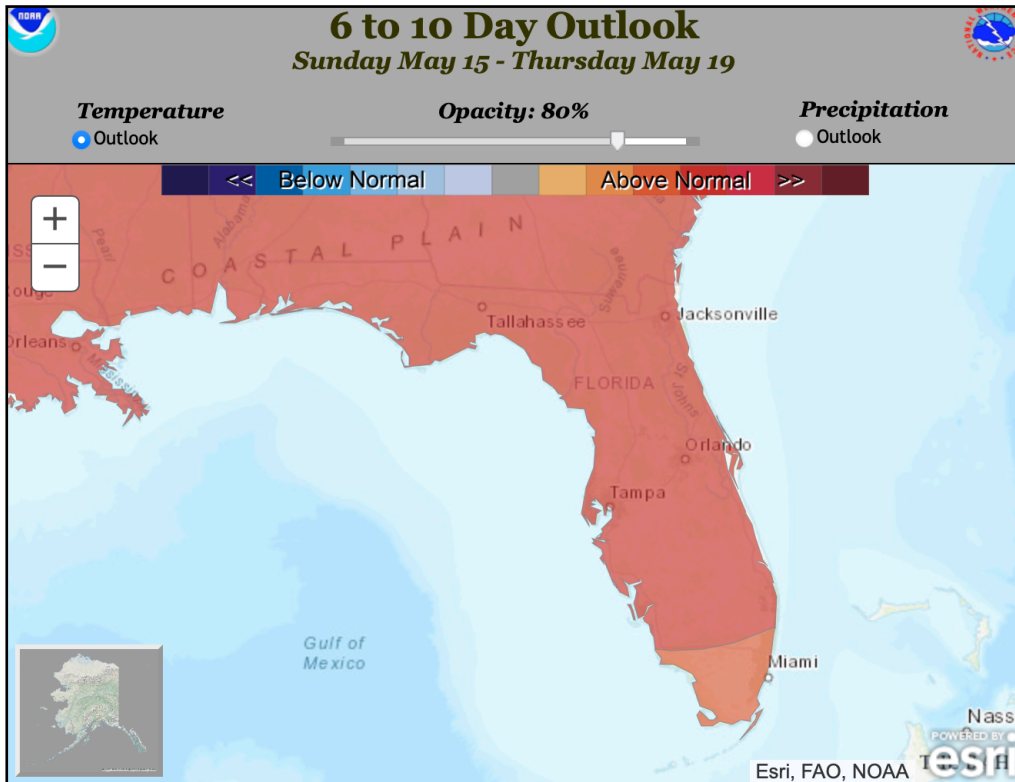
Southeast District



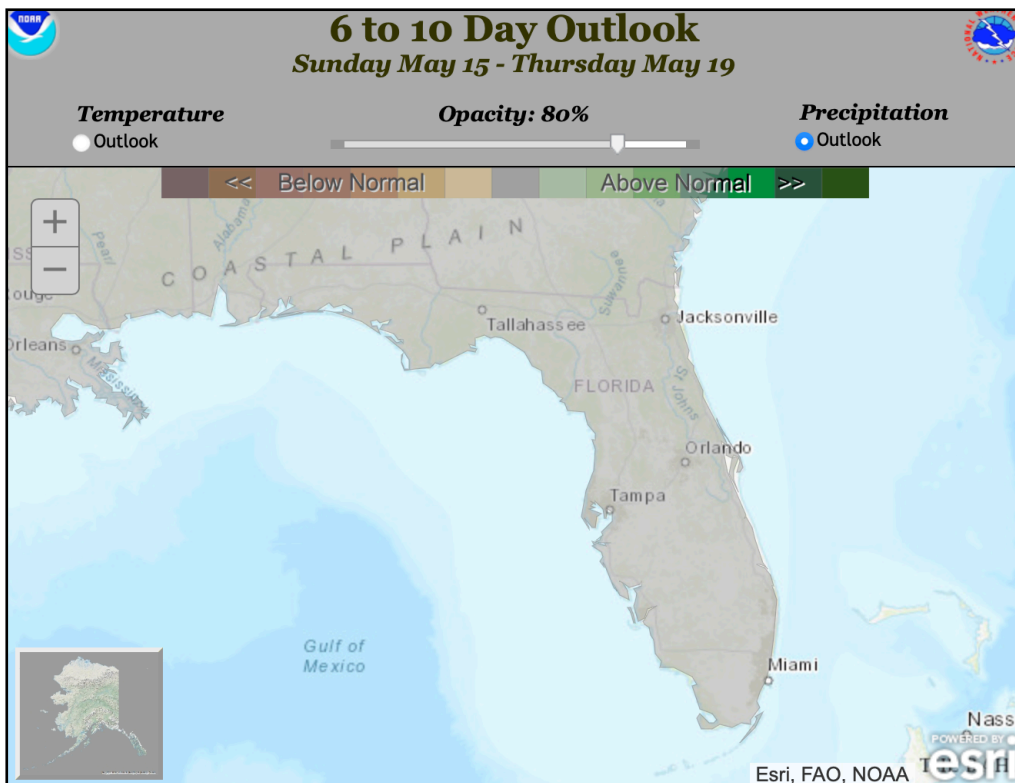
● 7-day rainfall (inches) ● 7-day Maximum Temperature (°F) ● 7-day Minimum Temperature (°F)



NWS 6-10 DAY OUTLOOKS



NWS 6-10 day Temperature Outlook



NWS 6-10 day Rainfall Outlook

