

# Extension Agricultural Weather Report

June 14, 2021 - June 21, 2021.

## STATEWIDE CROP SUMMARY

(Data provided by the National Agricultural Statistics Service Crop Progress and Condition Report)

### General

There were 6.2 days suitable for field work. Precipitation estimates ranged from no rain some locations to 7.0 inches at Valrico (Hillsborough County). The average temperature ranged from 78.9°F in Tarpon Springs (Pinellas County) to 84.2°F in John Pennekamp State Park (Monroe County).

### Livestock and Pastures

Cattle condition remained mostly good throughout the state. Pasture quality improved due to recent rainfall.

### Crops

A variety of fruits and vegetables were planted and marketed. Recent rainfall improved soil moisture. Cotton and peanut planting were nearly complete. Cotton squaring and peanut pegging remained behind last year's average, but continued to improve. Sugarcane was irrigated and fertilized in the southern peninsula.

### Citrus

Maximum temperatures were from the mid 80s to low 90s across the citrus growing region, with Clermont (Lake County) reaching 92°F, and Vero Beach (Indian River County), 91°F. There were moderate amounts rainfall in the region, with Ruskin (Hillsborough County) receiving the most at 3.93 inches. According to the June 17, 2021 U.S. Drought Monitor, several counties in the citrus growing region continued under abnormally dry conditions, with parts of Collier,

Hendry, and Martin counties still showing moderate drought.

Harvest was complete for the season. The remainder of citrus utilized this season will be fresh squeezed and from cold storage. Next season's crop was progressing well, with oranges golf ball in size, and grapefruit baseball sized. Grove activities included mowing, fertilizing, spraying, herbicide application, hedging, and general grove maintenance. Irrigation was run several days in all areas, with ditches and canals remaining low.

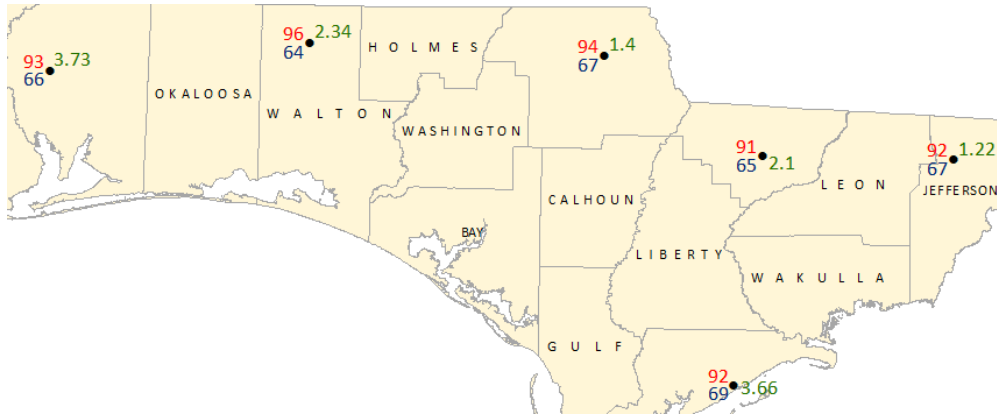
### Soil Moisture Summary

(Data provided by the National Agricultural Statistics Service Crop Progress and Condition Report)

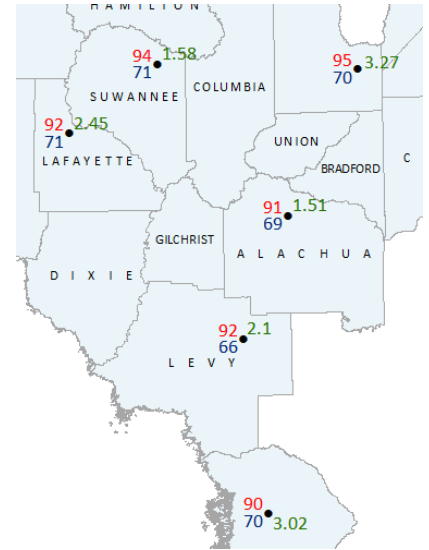
TOPSOIL	THIS WEEK (%)	PREVIOUS WEEK (%)
Very Short	8	2
Short	32	19
Adequate	60	77
Surplus	0	2

# Weekly Temperature & Rainfall Data from FAWN Stations by District

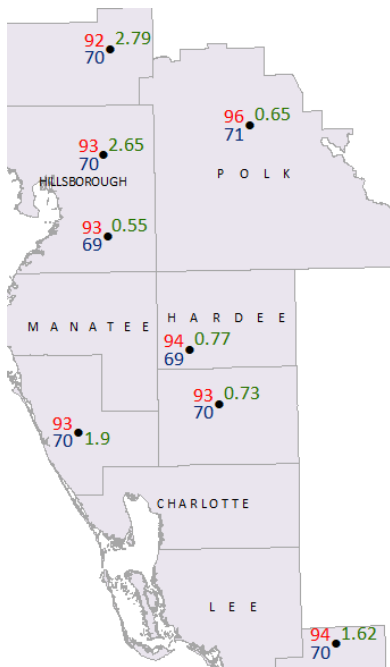
Northwest District



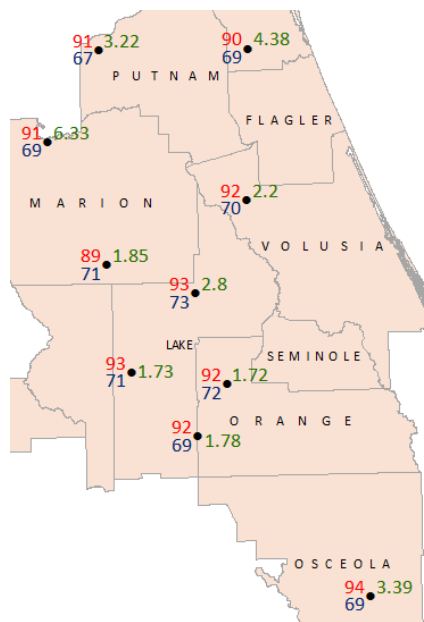
Northeast District



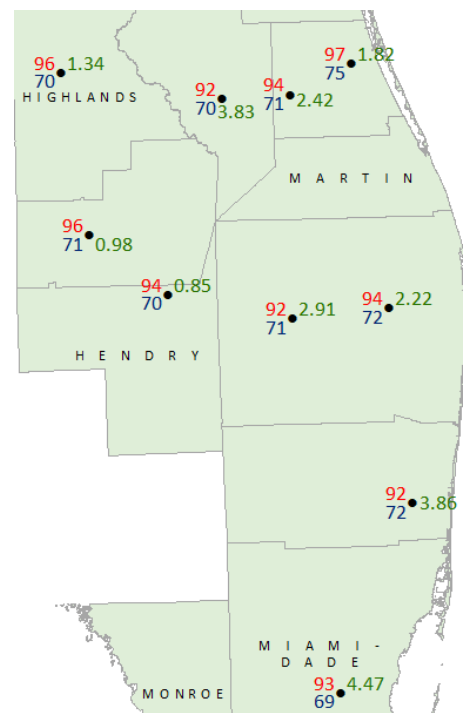
Southwest District



Central District



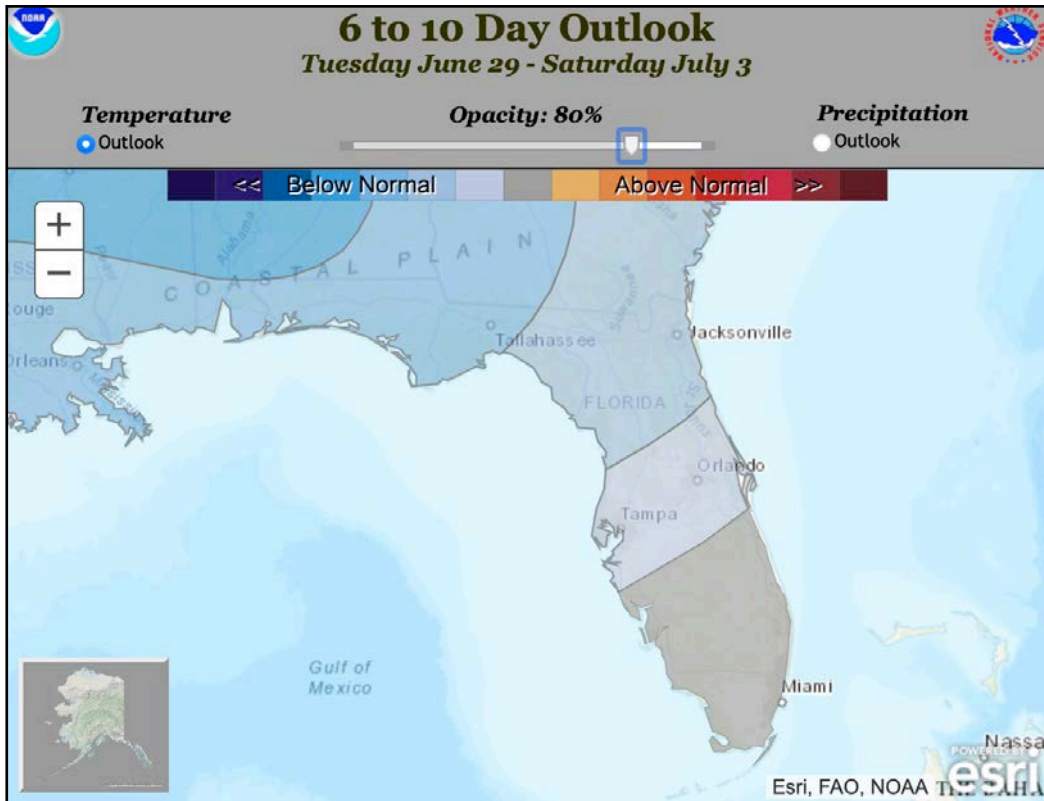
Southeast District



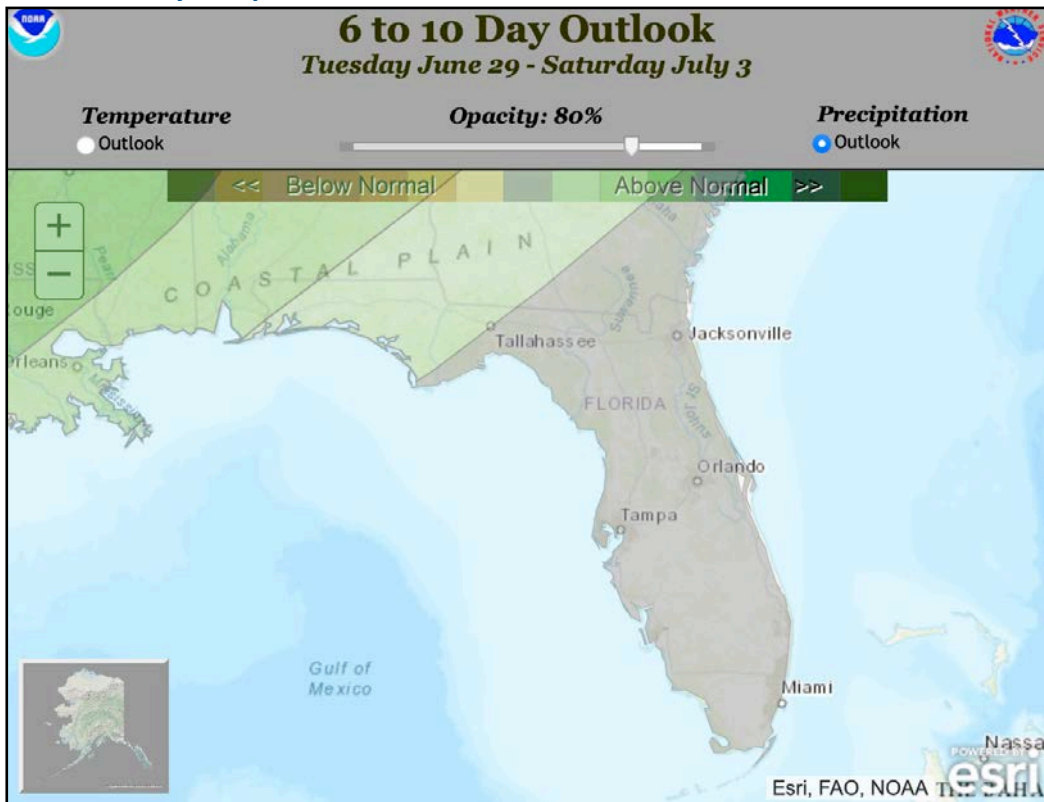
● 7-day rainfall (inches) ● 7-day Maximum Temperature (°F) ● 7-day Minimum Temperature (°F)



## NWS 6-10 DAY OUTLOOKS



NWS 6-10 day Temperature Outlook



NWS 6-10 day Rainfall Outlook

