

Extension Agricultural Weather Report

August 30, 2021 - September 06, 2021.

STATEWIDE CROP SUMMARY

(Data provided by the National Agricultural Statistics Service Crop Progress and Condition Report)

General

There were 5.9 days suitable for field work. Precipitation estimates ranged no rain in some locations to 4.29 inches in Pensacola (Escambia County). The average temperature ranged from 77.8°F in Venice (Sarasota County) to 85.2°F in Bahia Honda State Park (Monroe County).

Livestock and Pastures

Pasture condition remained mostly good to excellent throughout the state, and cattle condition remained mostly good.

Crops

A variety of fruits and vegetables were planted and marketed. Wet conditions delayed hay cutting in the panhandle. Cotton development continued slowly, with bolls opening behind historic levels. Peanut digging and harvesting were progressing normally.

Citrus

Maximum temperatures were in the high 80s to mid 90s across the citrus growing region, with Clermont (Lake County) reaching 93°F, and both Vero Beach (Indian River County) and Central Florida (Lake County) reaching 92°F. Most stations received one to two inches of rainfall. Ruskin (Hillsborough County) received the most at 4.16 inches, and Muse (Glades County) received 3.58 inches.

According to the September 2, 2021 U.S. Drought Monitor, the entire citrus growing region was drought free.

Next season's crop was progressing well, with oranges tennis ball to baseball ball in size, and grapefruit softball and larger in size.

Grove activities included fertilizing; herbicide, pesticide, and fungicide application; nutritional application; and general grove maintenance.

Irrigation was run in areas of lower rainfall occurrence.

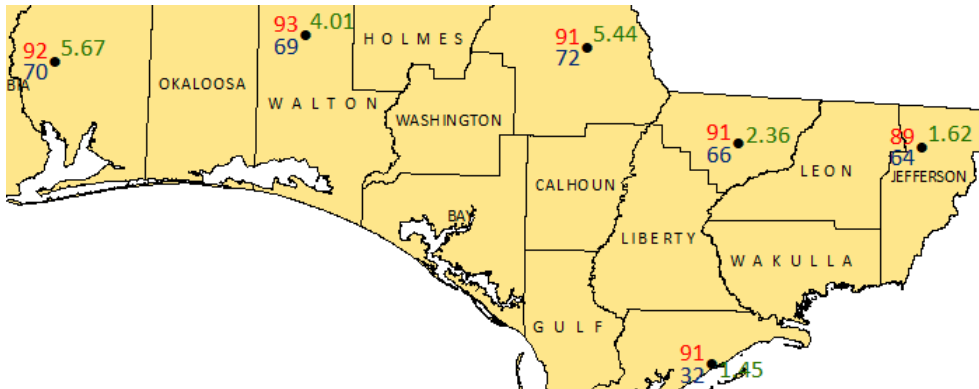
Soil Moisture Summary

(Data provided by the National Agricultural Statistics Service Crop Progress and Condition Report)

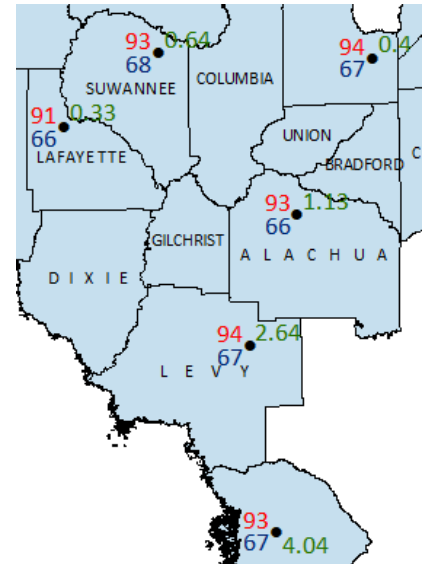
TOPSOIL	THIS WEEK (%)	PREVIOUS WEEK (%)
Very Short	0	0
Short	3	2
Adequate	77	72
Surplus	20	26

Weekly Temperature & Rainfall Data from FAWN Stations by District

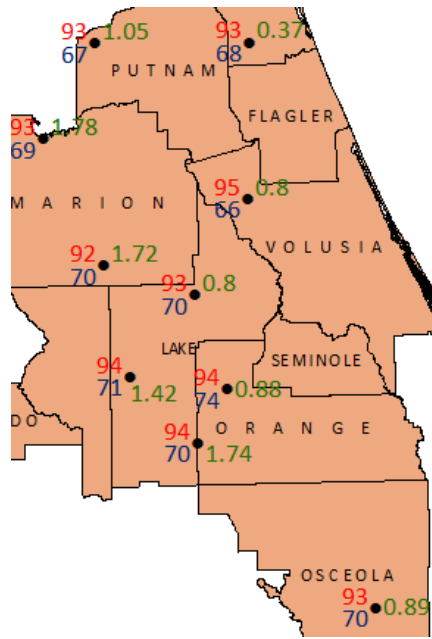
Northwest District



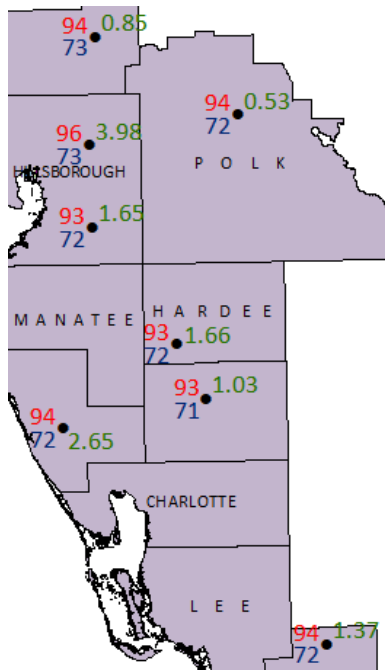
Northeast District



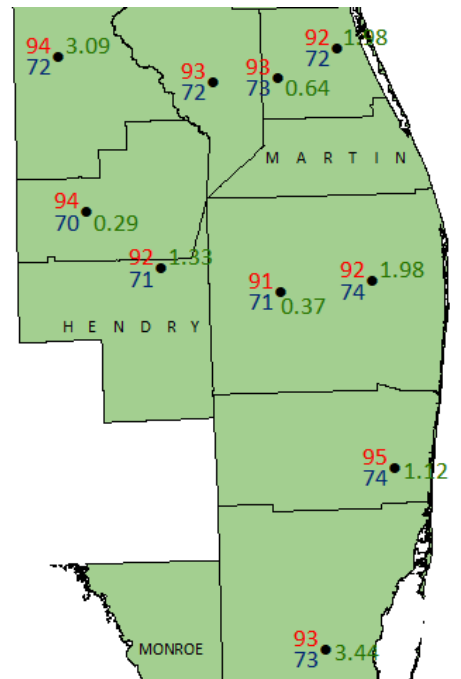
Central District



Southwest District



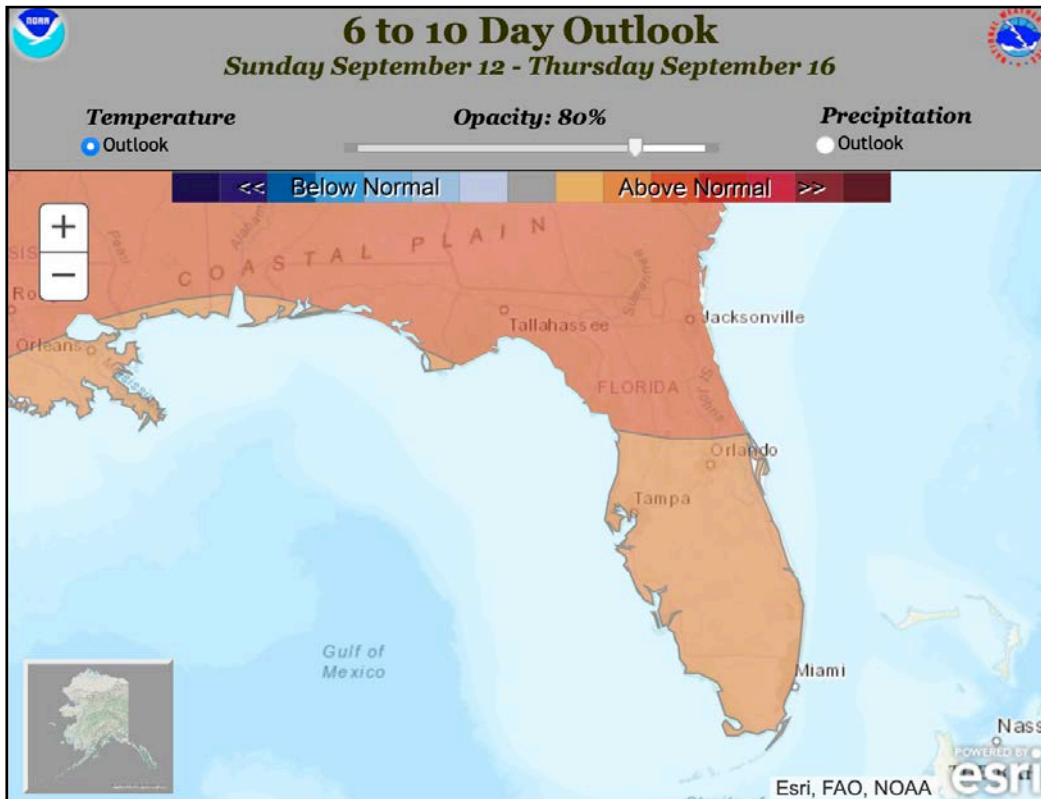
Southeast District



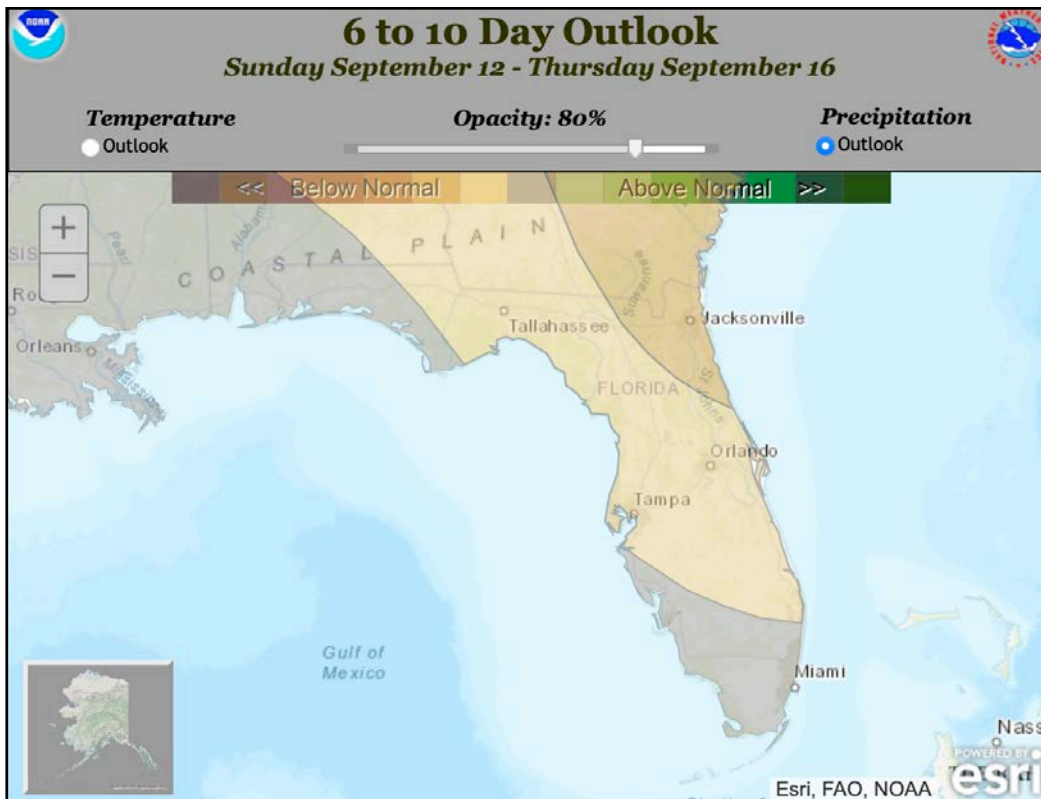
● 7-day rainfall (inches) ● 7-day Maximum Temperature (°F) ● 7-day Minimum Temperature (°F)



NWS 6-10 DAY OUTLOOKS



NWS 6-10 day Temperature Outlook



NWS 6-10 day Rainfall Outlook

