

October 10, 2022 - October 17, 2022

## STATEWIDE CROP SUMMARY

(Data provided by the National Agricultural Statistics Service Crop Progress and Condition Report)

### General

There were 6.6 days suitable for field work. Precipitation estimates ranged from no rain in some locations to 4.8 inches in Cypress Lake (Lee County). The average temperature ranged from 68.6°F in Chipley (Washington County) to 87.4°F in Key West (Monroe County).

### Livestock and Pastures

Cattle condition remained mostly good to excellent, while pasture condition was mostly fair to good. Still flooded pastures in the southern part of the state forced producers to continue relocating or selling cattle. Dry conditions in the northern part of the state continued to limit pasture growth.

### Crops

Hurricane impact assessment continues, with some reports of substantial damage to citrus and vegetables. Planting and harvesting conditions improved in some areas. Mostly dry conditions in the northern part of the state allowed producers to continue to dig and harvest peanuts. Cotton bolls were nearly all open across the state and harvest was picking up. Hay was cut in some drier areas. Vegetable planting activities increased in areas not planted prior to the hurricane, and some green beans, tomatoes, eggplant, and peppers were seen growing in the southern part of the state.

### Citrus

Maximum temperatures across the citrus growing region

were in the mid to upper 80s, with Clermont (Lake County) reaching 89°F.

LaBelle (Hendry County) received the most rainfall at 1.3 inches.

According to the October 13th, 2022 U.S. Drought Monitor, the entire citrus growing region was drought free.

Harvest of Fallglo and Early Pride tangerines, and some early and Navel oranges had begun for the fresh market.

Next season's crop was progressing well, with oranges about tennis ball to baseball size, and grapefruit larger than softball size.

Grove activities included pesticide, herbicide, nutritional, and fertilizer application; mowing; dead tree removal; young tree replanting; protective tree cover replacement; and general grove maintenance.

Field personnel continued to observe color break on most early oranges, and some beginning on mid season varieties.

Irrigation was run in all areas as needed.

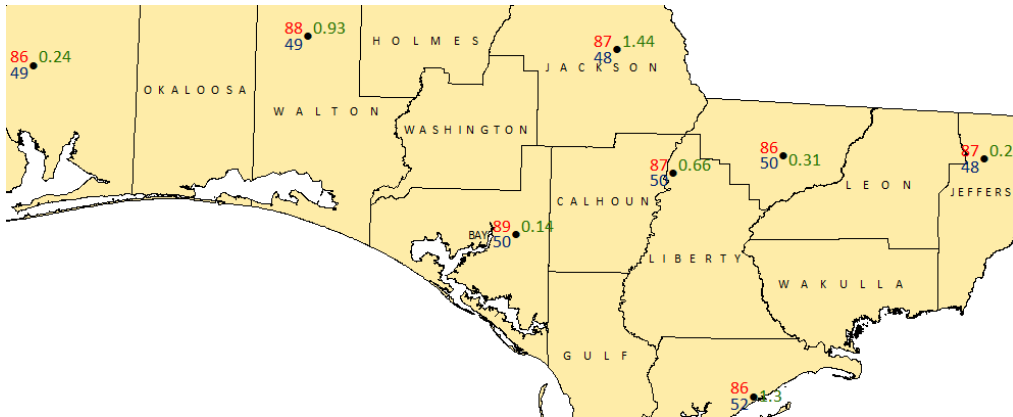
### Soil Moisture Summary

(Data provided by the National Agricultural Statistics Service Crop Progress and Condition Report)

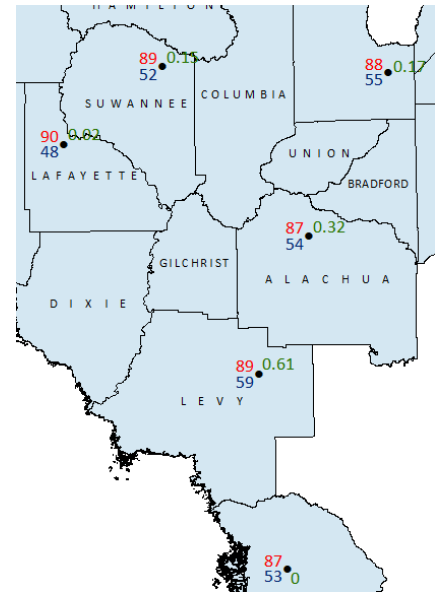
TOPSOIL	THIS WEEK (%)	PREVIOUS WEEK (%)
Very Short	17	12
Short	10	15
Adequate	42	51
Surplus	31	22

# Weekly Temperature & Rainfall Data from FAWN Stations by District

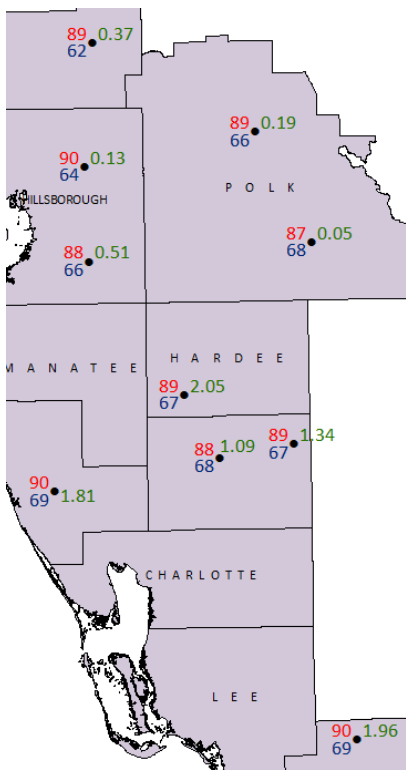
Northwest District



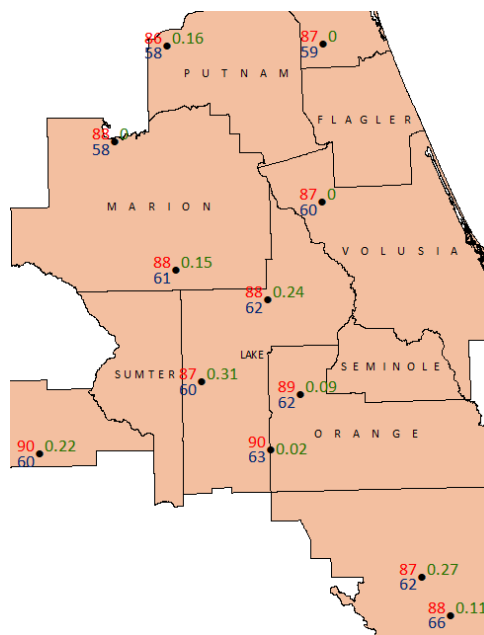
Northeast District



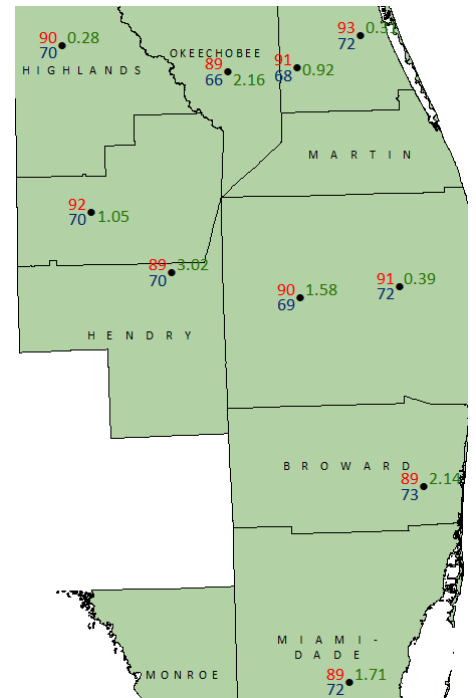
Southwest District



Central District



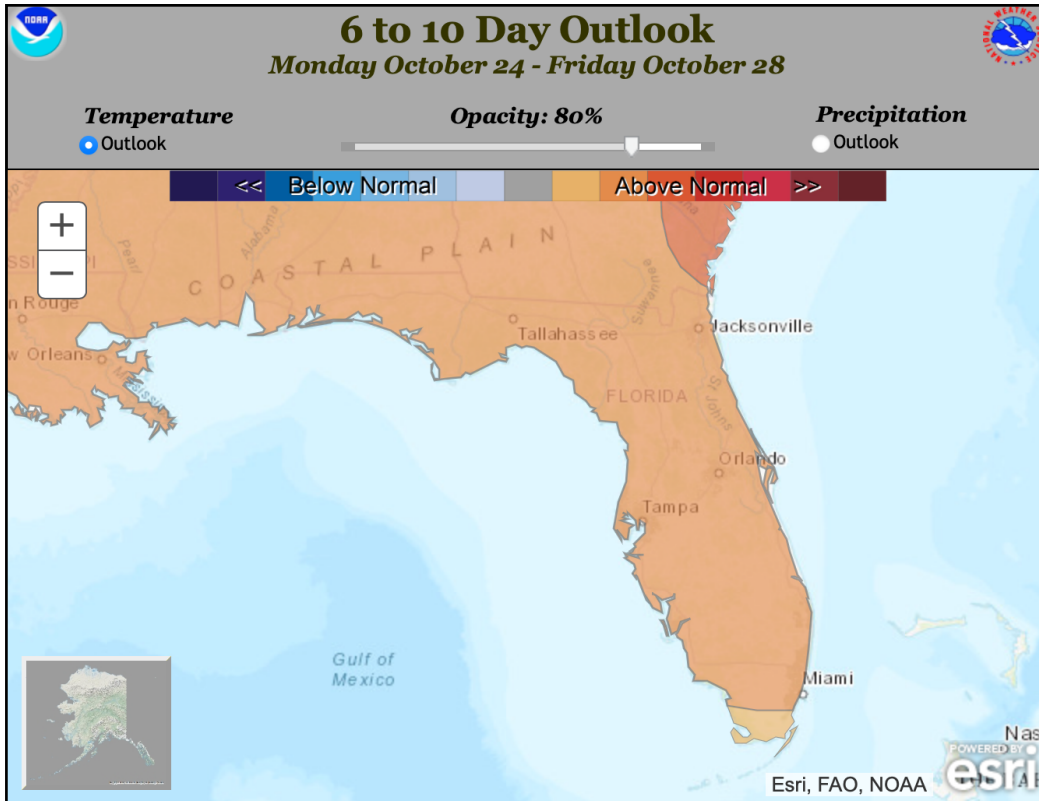
Southeast District



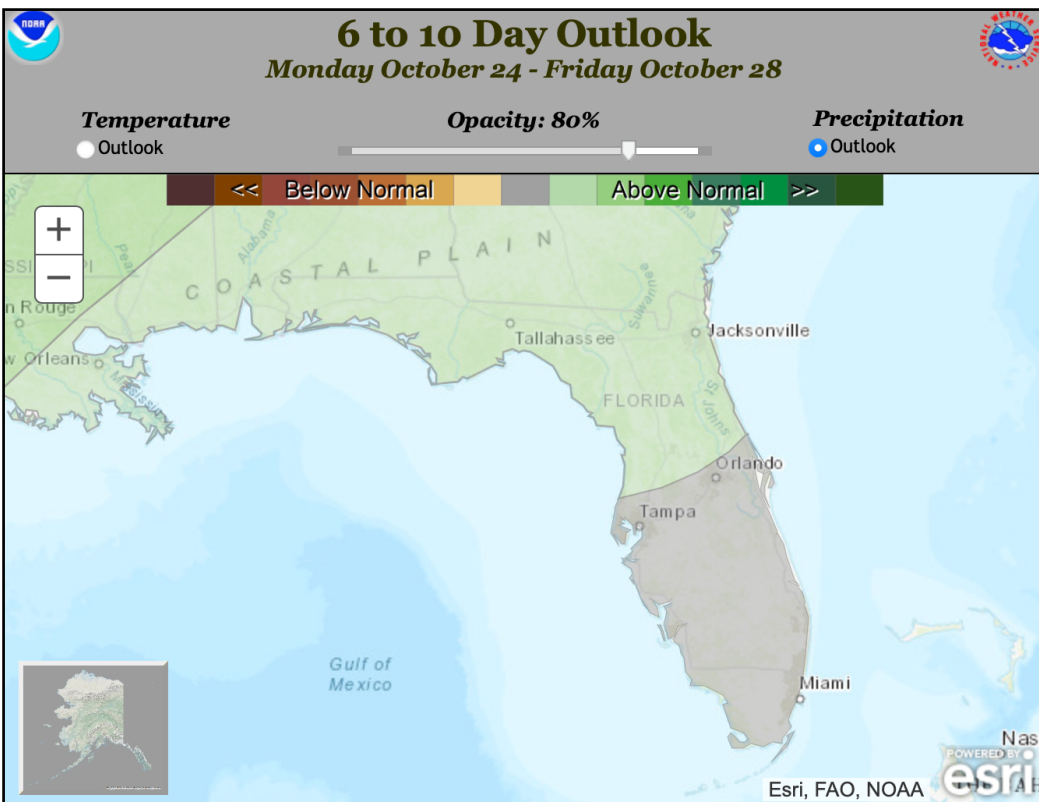
● 7-day rainfall (inches)    ● 7-day Maximum Temperature (°F)    ● 7-day Minimum Temperature (°F)



# NWS 6-10 DAY OUTLOOKS



NWS 6-10 day Temperature Outlook



NWS 6-10 day Rainfall Outlook

