

# Extension Agricultural Weather Report

November 08, 2021 - November 15, 2021.

## STATEWIDE CROP SUMMARY

(Data provided by the National Agricultural Statistics Service Crop Progress and Condition Report)

### General

There were 6.8 days suitable for field work. Precipitation estimates ranged from little rain in some locations to 4.3 inches in Cocoa (Brevard County). The average temperature ranged from 56.8°F in Niceville (Okaloosa County) to 74.9°F at Bahia Honda State Park (Monroe County).

### Livestock and Pastures

Cattle condition remained mostly good to excellent throughout the state. Pasture condition remained mostly fair to good. Adequate soil moisture supported winter grazing planting in some areas.

### Crops

A variety of fruits and vegetables were planted and marketed. Dry weather allowed for continued harvesting activities. Cotton harvest was in full swing with most of the crop in fair condition. Peanut harvest neared completion, with yields in well drained areas reported to be in good condition and yields from low lying areas reported to be in poor condition. Sugarcane harvest continued.

### Citrus

Maximum temperatures were in the mid 70s to low 80s across the citrus growing region, with Vero Beach County) reaching 81°F, and Sebring (Highlands County) reaching 80°F. Most stations across the citrus growing region received less than one inch of rainfall. Vero Beach (Indian River County) received the most at 2.06 inches.

According to the November 11, 2021 U.S. Drought Monitor, the entire citrus growing region was drought free.

Next season’s crop was progressing well, with oranges tennis ball to baseball ball in size, and grapefruit softball and larger in size.

Color break was reported in some grapefruit, early orange, and early tangerine groves.

Some Hamlin and Navel oranges, Fallglo, Early Pride, and Tango tangerines, and red grapefruit were harvested for the fresh market.

Thirteen packinghouses were shipping fruit, and two processing plants were open and taking packinghouse eliminations.

Grove activities included herbicide, pesticide, and nutritional application; fertilizing; mowing; dead tree removal; new tree planting; pollinating; and general grove maintenance.

Irrigation was run in all areas.

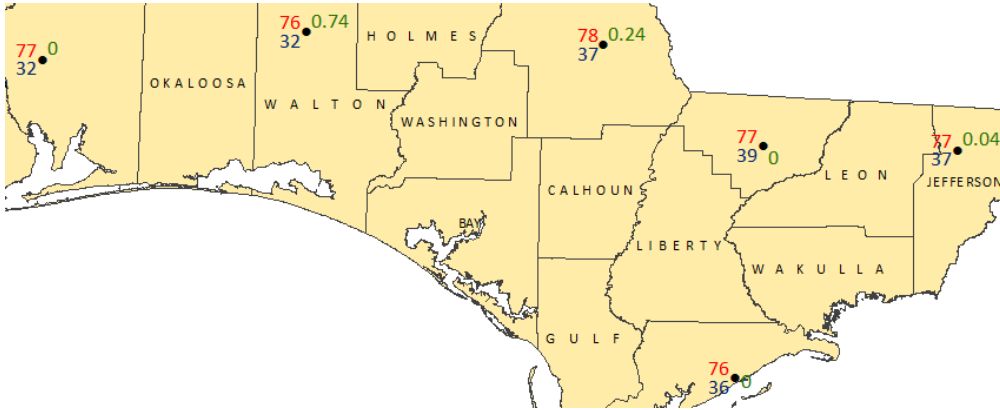
### Soil Moisture Summary

(Data provided by the National Agricultural Statistics Service Crop Progress and Condition Report)

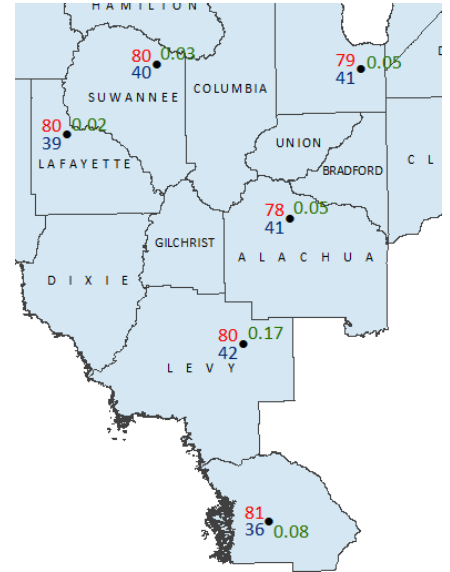
TOPSOIL	THIS WEEK (%)	PREVIOUS WEEK (%)
Very Short	0	1
Short	12	10
Adequate	69	72
Surplus	19	17

# Weekly Temperature & Rainfall Data from FAWN Stations by District

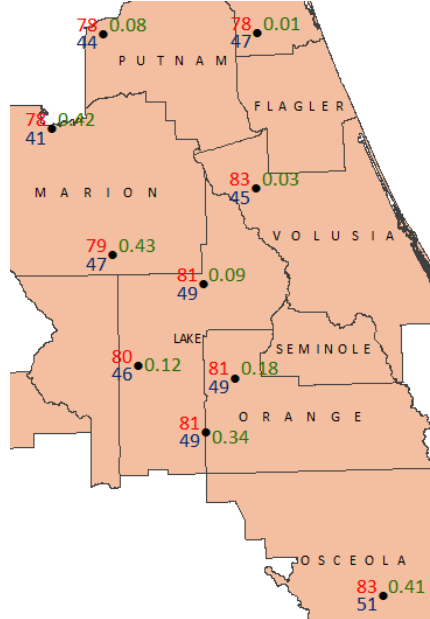
Northwest District



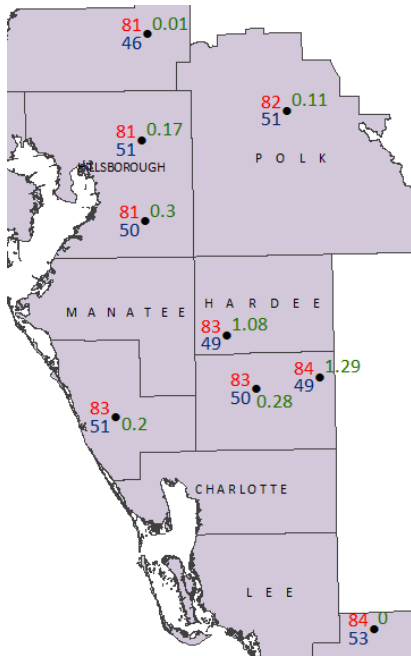
Northeast District



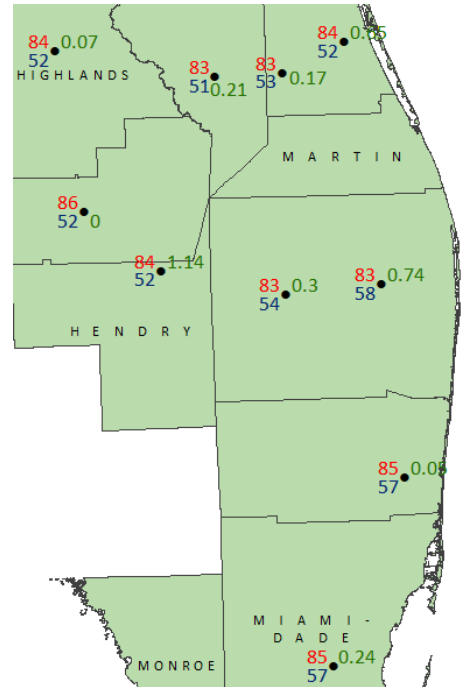
Central District



Southwest District



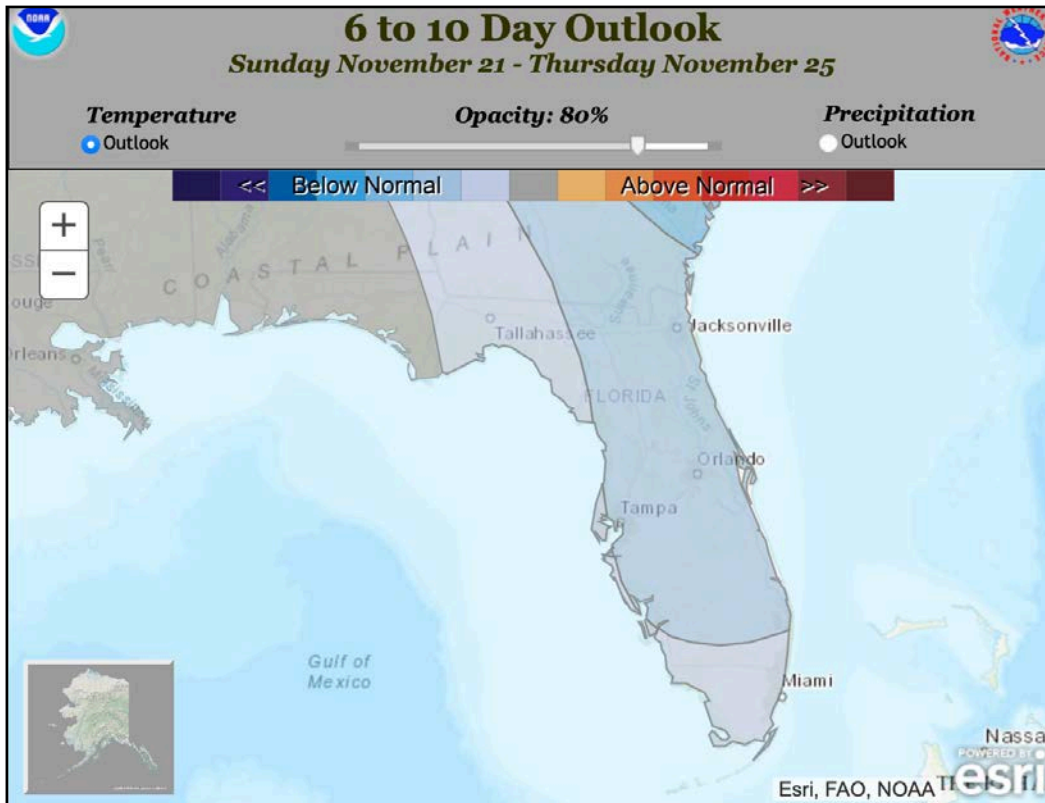
Southeast District



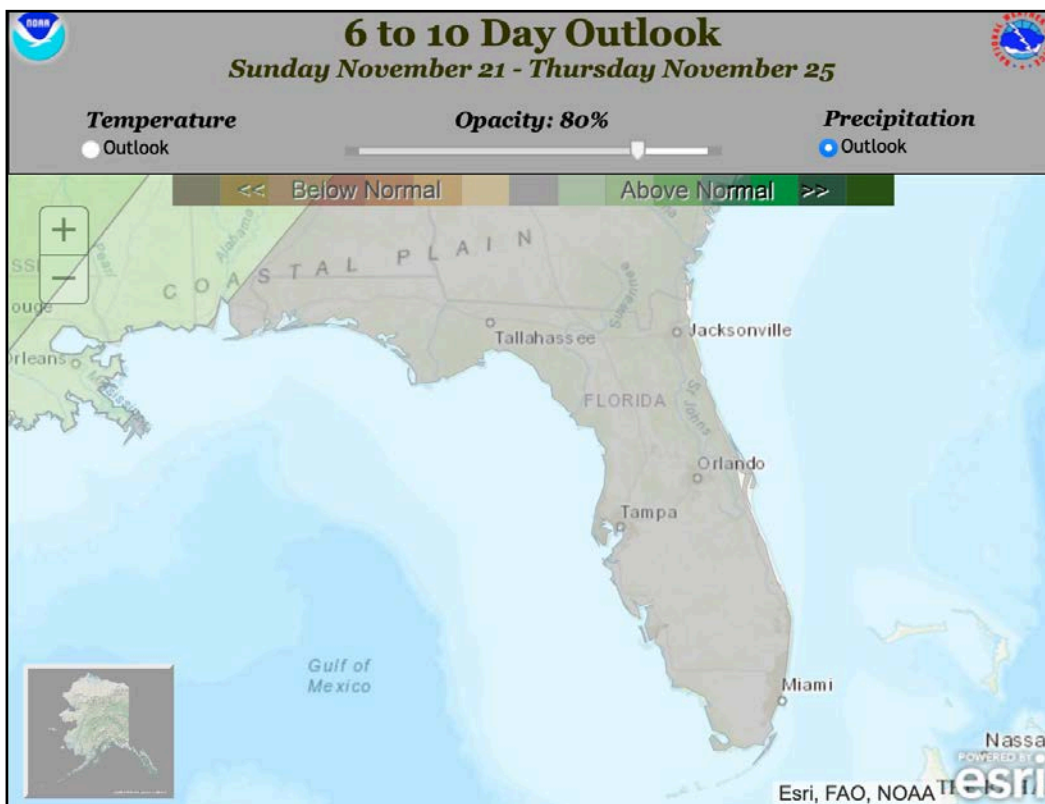
● 7-day rainfall (inches)    ● 7-day Maximum Temperature (°F)    ● 7-day Minimum Temperature (°F)



## NWS 6-10 DAY OUTLOOKS



NWS 6-10 day Temperature Outlook



NWS 6-10 day Rainfall Outlook

